



**NOTTINGHAM CITY COUNCIL**  
**BASFORD AND BESTWOOD AREA COMMITTEE**

**Date:** Wednesday, 25 November 2015

**Time:** 4.30 pm

**Place:** LB 31-32 - Loxley House, Station Street, Nottingham, NG2 3NG

**Councillors are requested to attend the above meeting to transact the following business**

A handwritten signature in black ink, appearing to be 'K Pocock'.

**Corporate Director for Resilience**

**Governance Officer:** Kim Pocock **Direct Dial:** 0115 876 4313

**AGENDA**

**Pages**

- |          |  |        |
|----------|--|--------|
| <b>1</b> | <b>APOLOGIES FOR ABSENCE</b>   |        |
| <b>2</b> | <b>DECLARATIONS OF INTERESTS</b><br>If you need advice on declaring an interest, please contact the Governance Officer above, if possible before the day of the meeting  |        |
| <b>3</b> | <b>MINUTES</b><br>Last meeting held on 30 September 2015 (for confirmation)  | 3 - 8  |
| <b>4</b> | <b>HEALTH AND WELLBEING STRATEGY ENGAGEMENT</b><br>Report of Alison Michalska, Corporate Director for Children& Adults, Nottingham City Council; Colin Monckton, Director of Commissioning, Policy and Insight, Nottingham City Council; Alison Challenger, Interim Director of Public Health, Nottingham City Council; Dawn Smith, Chief Operating Officer, Nottingham City Clinical Commissioning Group. | 9 - 18 |
| <b>5</b> | <b>AREA PRIORITIES</b><br>To approve verbal proposals from the Chair of the Committee  |        |
| <b>6</b> | <b>NOTTINGHAM CITY HOMES</b><br>Reports of Chief Executive, Nottingham City Homes  |        |

<b>a</b>	<b>Performance</b>	19 - 32
<b>b</b>	<b>Environmental Schemes</b>	33 - 38
<b>7</b>	<b>WARD PERFORMANCE REPORTS - QUARTER 2 – JULY TO SEPTEMBER 2015</b> Report of Corporate Director of Commercial and Operations	39 - 62
<b>8</b>	<b>POLICE UPDATE</b> Report of Inspector Bruce Clarke, Neighbourhood Policing Team	63 - 64
<b>9</b>	<b>BASFORD AND BESTWOOD AREA CAPITAL</b> Report of Corporate Director of Commercial and Operations	65 - 72
<b>10</b>	<b>AREA COMMITTEE FINANCE AND DELEGATED AUTHORITY – Q2 JULY TO SEPTEMBER 2015</b> Report of Corporate Director of Commercial and Operations	73 - 76
<b>11</b>	<b>RIGHT TRACK IN THE COMMUNITY QUARTERLY REPORT JULY - SEPTEMBER 2015</b> Report of Right Track in the Community	77 - 80

IF YOU NEED ANY ADVICE ON DECLARING AN INTEREST IN ANY ITEM ON THE AGENDA, PLEASE CONTACT THE GOVERNANCE OFFICER SHOWN ABOVE, IF POSSIBLE BEFORE THE DAY OF THE MEETING

CITIZENS ATTENDING MEETINGS ARE ASKED TO ARRIVE AT LEAST 15 MINUTES BEFORE THE START OF THE MEETING TO BE ISSUED WITH VISITOR BADGES

CITIZENS ARE ADVISED THAT THIS MEETING MAY BE RECORDED BY MEMBERS OF THE PUBLIC. ANY RECORDING OR REPORTING ON THIS MEETING SHOULD TAKE PLACE IN ACCORDANCE WITH THE COUNCIL'S POLICY ON RECORDING AND REPORTING ON PUBLIC MEETINGS, WHICH IS AVAILABLE AT [WWW.NOTTINGHAMCITY.GOV.UK](http://WWW.NOTTINGHAMCITY.GOV.UK). INDIVIDUALS INTENDING TO RECORD THE MEETING ARE ASKED TO NOTIFY THE GOVERNANCE OFFICER SHOWN ABOVE IN ADVANCE.

**NOTTINGHAM CITY COUNCIL**

**BASFORD AND BESTWOOD AREA COMMITTEE**

**MINUTES of the meeting held at Ground Floor Committee Room - Loxley House, Station Street, Nottingham, NG2 3NG on 30 September 2015 from 16.35 - 17.40**

**Membership**

Present

Councillor Brian Grocock (Vice Chair)  
Councillor Cat Arnold  
Councillor David Smith  
Councillor Michael Wildgust (Chair)

Absent

Councillor Alex Norris  
Councillor Linda Woodings

**Colleagues, partners and others in attendance:**

Wade Adams	- Nottingham City Homes
Nancy Barnard	- Governance Manager
Dianne Finnie	- Bestwood Park Community Centre
Sharon Fullerton	- Bestwood Estates Community Association
James Fullerton	- Bestwood Estates Community Association
Dale Griffin	- Neighbourhood Development Officer
Gursharan Nijran	- Neighbourhood Development Officer
Michael Savage	- Highbury Vale Tenants and Residents Association
Insp James Woolley	- Nottinghamshire Police

**15 APOLOGIES FOR ABSENCE**

Councillor Alex Norris (Non-Council Business)  
Councillor Linda Woodings (Non-Council Business)  
Heidi May

**16 DECLARATIONS OF INTERESTS**

None

**17 MINUTES**

The Committee agreed the minutes of the meeting held on 20 June 2015 and they were signed by the Chair.

**18 HENRY MELLISH SPORTS CENTRE - MANAGEMENT UPDATE**

Community Based Fitness, which now runs Henry Mellish Sport Centre, were again unable to send a representative to the meeting and Gursharan Nijran, Neighbourhood Development Officer, therefore provided the Committee with an update highlighting the following points:

- a) Community Based Fitness took responsibility of the centre during 2014. Since then membership has tripled and significant improvements to the centre have been carried out including the installation of new equipment.
- b) The sports hall is solidly booked during the day and the centre is offering playschemes to younger children during the school holidays.
- c) Community Based Fitness is currently in negotiation with the Council as they are seeking a 25 year lease on the property. They currently hold a 3 year lease.

The Committee expressed its disappointment and concern that Community Based Fitness had been unable to send a representative to the meeting.

**RESOLVED to:**

- (1) Request a further update from Community Based Fitness, via a letter from this Committee, to the November meeting in the form of a written report rather than a presentation;**
- (2) Note the update provided by Gursharan Singh.**

**19 AREA COMMITTEE COMMUNITY REPRESENTATIVES**

Dale Griffin, Neighbourhood Development Officer, introduced the report proposing the appointment of Community Representatives for the 2015/16 municipal year.

In addition to the information contained within the report, she reported that Bestwood Park Community Association had nominated Dianne Finnie as their Community Representative.

**RESOLVED to appoint the following Community Representatives for the 2015/16 municipal year:**

**Dianne Finnie, Bestwood Park Community Association  
Sharon Fullerton, Bestwood Estate Community Association  
Patrick Jordan, Bestwood Advice Centre  
Michael Savage, Highbury Vale Tenants and Residents Association**

**20 APPOINTMENTS TO OUTSIDE BODIES**

Nancy Barnard, Governance Manager, introduced the report asking the Committee to approve appointments to outside bodies.

**RESOLVED to:**

- (1) Agree the following appointments to outside bodies:**

**Bestwood Estate Community Association – Cllr Grocock  
Bestwood Park Community Association – Cllr Grocock.**

- (2) Agree the addition of Leen Valley Community Association to the register of outside bodies for the Bestwood and Basford Area.**
- (3) Agree the appointment of Cllr Grocock to Leen Valley Community Association.**

## **21 PERFORMANCE UPDATE**

Wade Adams, Nottingham City Homes, introduced the report updating the Committee on Nottingham City Homes' performance. During discussions the following points were highlighted:

- a) If a tenant leaves a property in a state of disrepair they are pursued to recover damages but they often also have rent and council tax arrears which take priority over other debts making it difficult to recover money to cover the cost of repairs;
- b) When a property is vacated it will be brought up to a lettable standard before it is relet, for example ensuring it has a combi-boiler, and windows and doors that are to standard. If the new tenant wishes to move into the property before the works are completed they can, but this will not prevent the works from being carried out;
- c) There are currently very few two bedroomed properties available in Bestwood and some parts of the area have no two bedroomed properties at all;
- d) Tenancies can now start on any day of the week, marking a change in previous practice which saw all tenancies start on a Monday;
- e) Practice regarding seeking feedback on antisocial behaviour cases is also changing. Feedback was previously sought via a postal questionnaire to those who had raised an antisocial behaviour case. This will now be sought via a telephone survey in order to increase the extremely low response rate.

**RESOLVED to note the report and discussion.**

## **22 ENVIRONMENTAL SCHEMES**

There were no new Environmental Schemes for approval at this meeting but the Committee expressed the view that works undertaken on Raymede Drive had enhanced the area and requested a satisfaction survey of local residents.

**RESOLVED to note the Committee's comments.**

## **23 WARD PERFORMANCE REPORT - Q1, APRIL TO JUNE 2015**

Gursharan Nijran, Neighbourhood Development Officer, presented the report which provided an update on key issues and themes in the wards linked to local priorities and strategic themes in the Nottingham Plan.

**RESOLVED to note the performance update**

## **24 POLICE UPDATE**

Inspector James Woolley, Nottinghamshire Police, gave an update to the Committee on crime and antisocial behaviour in Basford and Bestwood wards during quarter one (Q1) of 2015. He highlighted the following issues:

### Basford

- a) Overall crime has fallen by over 3% compared to the same period last year and antisocial behaviour has reduced by 7%.
- b) Robbery saw an increase during this quarter but a recent arrest saw an individual charged with eight offences and, as a result, the rate is now expected to fall.
- c) Dwelling house burglaries decreased following several arrests and the remand of individuals in custody.

### Bestwood

- d) Overall crime has risen by 7% compared to Q1 of 2014 but antisocial behaviour has decreased by 11%.
- e) Dwelling house burglaries have decreased by more than 74% (32 offences) and several individuals are now serving custodial sentences.

### General

- f) Nottinghamshire Police are working with neighbourhood colleagues to establish whether investment could be made in additional security cameras.
- g) The consultation process regarding reducing the number of Police Community Support Officer (PCSO) posts is nearing completion and is now in the appeal stage which concludes next week.
- h) This would be Inspector Woolley's last meeting at this committee as he was moving on to a new role.

### **RESOLVED to:**

- (1) Thank inspector Woolley for his significant contribution to the area and to Area Committee meetings;**
- (2) Note the update.**

## **25 AREA CAPITAL FUND - 2015/16 PROGRAMME**

Gursharan Nijran, Neighbourhood Development Officer, presented the report which proposed schemes to be funded from the Local Transport Plan (LTP) and Public Realm (PR) budgets and informed the Committee of the remaining funds available. He confirmed that there were no new schemes for approval for Bestwood ward but two new schemes for Basford ward.

**RESOLVED** to approve the following Area Capital fund schemes, and to note the remaining available funds for Basford (£87014) and Bestwood (£27285).

<u>Location</u>	<u>Scheme</u>	<u>Cost (£)</u>
<b><u>Basford</u></b>		
Bracknell Crescent/ Hayling Drive (LTP)	Junction protection at the junction of Bracknell Crescent and Hayling Drive to address parking issues at Whitemoor School.	7,000
Selwyn Close (PR)	Additional contribution to Groundworks plan to include landscaping, parking spaces, fencing and space for communal use.	4250

## **26 DELEGATED AUTHORITY SPEND - Q1, APRIL TO JUNE 2015**

Dale Griffin, Neighbourhood Development Officer, presented the report detailing completed and ongoing projects and schemes in the Basford and Bestwood areas funded from councillors' individual delegated ward allocations.

**RESOLVED** to note the projects and schemes funded from ward councillor delegated budgets since the last meeting, and the latest funding position as follows:

### **Basford Ward**

<u>Scheme</u>	<u>(£)</u>
Basford Library Notice Board	1,500
Vernon Park Summer Fun Day	1,500
Heathfield Over 16s Summer Programme	1,000
SALTAR Summer 2015 Programme	1,000
Healthfield Summer 2015 Programme	1,000
Zodiac All Starts Carnival Troupe	500
Balance brought forward 2015/16	580
Allocation 2015/16	15,000
Total Allocated at 30/06/2015	6,500
Total Unallocated at 30/06/2015	9,080

### **Bestwood Ward**

<u>Scheme</u>	<u>(£)</u>
Bestwood's Got Talent	200
Carers Roadshow	500
Balance brought forward 2015/16	18,466

<b>Allocation 2015/16</b>	<b>15,000</b>
<b>Total allocated at 30/06/2015</b>	<b>700</b>
<b>Total unallocated at 30/06/2015</b>	<b>32,766</b>



**Basford and Bestwood Area Committee: 25<sup>th</sup> November 2015**

<b>Title of paper:</b>	Health and Wellbeing Strategy Engagement: Happier Healthier Lives	
<b>Director(s)/ Corporate Director(s):</b>	Alison Michalska Corporate Director for Children & Adults, Nottingham City Council. Colin Monckton, Director of Commissioning, Policy and Insight, Nottingham City Council. Alison Challenger, Interim Director of Public Health, Nottingham City Council. Dawn Smith, Chief Operating Officer, Nottingham City Clinical Commissioning Group.	<b>Wards affected: Basford and Bestwood</b>
<b>Report author(s) and contact details:</b>	James Rhodes ( <a href="mailto:james.rhodes@nottinghamcity.gov.uk">james.rhodes@nottinghamcity.gov.uk</a> )	
<b>Other colleagues who have provided input:</b>	John Wilcox, Insight Specialist – Public Health, Nottingham City Council. Helen Hill, Research, Engagement & Consultation Manager, Nottingham City Council.	
<b>Date of consultation with Portfolio Holder(s) (if relevant)</b>	11 <sup>th</sup> September 2015 and 18 <sup>th</sup> September 2015	
<b>Relevant Council Plan Strategic Priority:</b>		
Cutting unemployment by a quarter		<input type="checkbox"/>
Cut crime and anti-social behaviour		<input type="checkbox"/>
Ensure more school leavers get a job, training or further education than any other City		<input type="checkbox"/>
Your neighbourhood as clean as the City Centre		<input type="checkbox"/>
Help keep your energy bills down		<input type="checkbox"/>
Good access to public transport		<input type="checkbox"/>
Nottingham has a good mix of housing		<input type="checkbox"/>
Nottingham is a good place to do business, invest and create jobs		<input type="checkbox"/>
Nottingham offers a wide range of leisure activities, parks and sporting events		<input checked="" type="checkbox"/>
Support early intervention activities		<input checked="" type="checkbox"/>
Deliver effective, value for money services to our citizens		<input checked="" type="checkbox"/>
<b>Summary of issues (including benefits to citizens/service users):</b>		
The Health and Wellbeing Board are in the process of developing their next Health and Wellbeing Strategy. Engagement activities will be taking place in October and November to inform the development of the priorities. This report sets out the engagement strategy and seeks the support of the Area Committees in promoting the engagement events.		
<b>Recommendation(s):</b>		
<b>1</b>	That the Area Committee notes the report and promotes the various events/ activities amongst citizens within their area.	

**1. REASONS FOR RECOMMENDATIONS**

- 1.1 The Health and Wellbeing Board want to engage with as many citizens and interest groups as possible to inform their next strategy. It is hoped that the Area Committees could increase the reach of the engagement activity by supporting and promoting the planned engagement activity.

## 2. **BACKGROUND (INCLUDING OUTCOMES OF CONSULTATION)**

2.1 The Health and Wellbeing Board (HWB) are currently developing their next health and wellbeing strategy with the aim that it will be signed off in June 2016. The HWB recently approved the engagement strategy for the development of the next Health and Wellbeing Strategy<sup>1</sup>. In summary, engagement will be wide ranging with the aim of finding what is important to people in relation to health and wellbeing and the approach is broadly divided into two phases:

**Phase 1: Engagement** - Opportunity for everyone to input their thoughts about health and wellbeing. The information from this phase will be analysed and fed into the development of the initial draft of the new Health & Wellbeing Strategy. This will take place during October and November 2015.

**Phase 2: Consultation** on the draft Health & Wellbeing Strategy

2.2 The intention is engage with as many citizens, interest groups and front-line workers/ practitioners as possible. The engagement strategy was developed based on the outcomes of a citizen focus group and the approaches to be adopted are outlined below:

Target Group	Methodology
<b>Interest Groups</b>	<ul style="list-style-type: none"> <li>• <b>Existing meetings and networks</b> – depending on available time on the agenda the session will either be a focus group exercise or sign-posting to larger public events and the offer to use a <b>toolkit</b> for groups to run their own sessions and submit the results. A timetable of existing events has been created.</li> <li>• <b>Existing events</b> – world café/ pop up research approach</li> <li>• <b>On-line survey and toolkit</b></li> </ul>
<b>Citizens</b>	<ul style="list-style-type: none"> <li>• <b>3 bespoke events across the city</b> – focus groups (see dates below)</li> <li>• <b>On-line survey</b></li> </ul>
<b>Workforce</b>	<ul style="list-style-type: none"> <li>• <b>Focus groups made up of staff from across partner agencies and Community and Voluntary Sector</b></li> </ul>

2.3 The public events are scheduled to take place:

Clifton Cornerstone	Tuesday 3 November	1pm-3pm
Council House Ballroom	Wednesday 4 November	4.45pm-6:45pm
Bulwell Riverside	Monday 9 November	5.15pm-7.15pm

2.4 If you would like to attend one of the events please register on-line here <http://www.nottinghamcity.gov.uk/HappierHealthierLives> or phone 0115 87 64 336.

2.5 Since the public events will take place before the Area Committee meeting it is recommended that Councillors promote the events within their areas as soon as possible. Appendix A provides an E Flyer for this purpose. It is also recommended that Councillors promote the toolkit (which allows groups to run their own engagement session) and the on-line survey which provide other ways for citizens and interest groups to have their views heard. The on-line survey and engagement toolkit are available here: <http://www.nottinghamcity.gov.uk/HappierHealthierLives>.

<sup>1</sup> Health and Wellbeing Board, 30<sup>th</sup> September.

**3. OTHER OPTIONS CONSIDERED IN MAKING RECOMMENDATIONS**

3.1 The engagement activity is being promoted through as many networks as possible (through the HWB and its partners, press release, citizens' panel, existing meetings etc).

**4. FINANCE COMMENTS (INCLUDING IMPLICATIONS AND VALUE FOR MONEY/VAT)**

4.1 Not applicable.

**5. LEGAL AND PROCUREMENT COMMENTS (INCLUDING RISK MANAGEMENT ISSUES, AND LEGAL, CRIME AND DISORDER ACT AND PROCUREMENT IMPLICATIONS)**

5.1 Not applicable.

**6. EQUALITY IMPACT ASSESSMENT**

Has the equality impact been assessed?

Not needed (report does not contain proposals or financial decisions)

No

Yes – Equality Impact Assessment attached

Due regard should be given to the equality implications identified in the EIA.

**7. LIST OF BACKGROUND PAPERS OTHER THAN PUBLISHED WORKS OR THOSE DISCLOSING CONFIDENTIAL OR EXEMPT INFORMATION**

7.1 None.

**8. PUBLISHED DOCUMENTS REFERRED TO IN COMPILING THIS REPORT**

8.1 Health and Wellbeing strategy Refresh Update (Health and Wellbeing Board paper – 30<sup>th</sup> Sep 2015)

This page is intentionally left blank

# Happier Healthier Lives: Have Your Say

## Developing the City's next Health and Wellbeing Strategy

We want to hear your views on how to make Nottingham a happier and healthier place to live.

Many factors affect our health and wellbeing including:

- Education and employment opportunities
- Where we live and the quality of our housing
- Access to green spaces and leisure facilities
- Lifestyle factors like smoking, diet and physical activity
- Environmental factors like air pollution

The Nottingham City Health and Wellbeing Board want to hear about what is important to you and how we can all work together to make Nottingham a happier and healthier city. Your views will help inform the next Health and Wellbeing Strategy.

We are hosting three citizen engagement events:

Clifton Cornerstone	Tuesday 3 November	1pm-3pm
Council House Ballroom	Wednesday 4 November	4:45pm-6:45pm
Bulwell Riverside	Monday 9 November	5.15pm-7.15pm

If you would like to attend one of the events please register on-line here <http://www.nottinghamcity.gov.uk/HappierHealthierLives> or phone 0115 87 64 336.

To find out more about the work of the Health and Wellbeing Board please visit: <http://www.nottinghamcity.gov.uk//HWB>



This page is intentionally left blank

# Healthier, Happier Lives: Have Your Say



We want to hear your views on how to make Nottingham a happier and healthier place to live. The Nottingham City Health and Wellbeing Board want to hear about what is important to you and how we can all work together to make Nottingham a happier and healthier city. Your views will help inform the next Health and Wellbeing Strategy.

Please have your say by answering the following questions

**Q1** What do you think are the main issues affecting people's health and happiness in Nottingham?

**Q2** What do you think citizens could do to improve their health?

**Q3** What do you think is stopping citizens from living a healthier and happier life?

**Q4** What would you like to see in your area or community to help make you healthier and happier?

The Health & Wellbeing Board are committed to equality of opportunity and would like to understand who is involved in this engagement. You do not have to provide the following information requested but it would help greatly if you did. The information will be treated in the strictest confidence.

- Q5 Are you
- Male
  - Female

Q6 Some people may choose to express their gender identity in a form different to their birth sex through their personality, clothing and sometimes physical changes.

Is your gender identity the same gender you were assigned at birth?

- Yes
- No

Q7 What is your age?

- 0 - 15 years
- 16 - 24 years
- 25 - 44 years
- 45 - 64 years
- 65 and over

Q8 Do you consider yourself to be disabled?

- Yes
- No

Q9 If yes, please tick any that apply

- Communication needs
- Physical disability
- Deaf or hearing impaired
- Limited mobility
- Learning difficulty
- Blind or visually impaired
- Mental health condition

Other, please state



Q10 What is your ethnic origin?

- White - English / Welsh / Scottish / Northern Irish / British
- White - Irish
- White - Gypsy or Irish Traveller
- Any other White background **(Please describe below)**
- Mixed - White and Black Caribbean
- Mixed - White and Black African
- Mixed - White and Asian
- Any other Mixed / Multiple ethnic background **(Please describe below)**
- Asian - Indian
- Asian - Pakistani
- Asian - Bangladeshi
- Asian - Kashmiri
- Asian - Chinese
- Any other Asian background **(Please describe below)**
- Black - African
- Black - Caribbean
- Any other Black / African / Caribbean background **(Please describe below)**
- Arab
- Prefer not to say
- Any other ethnic group

Please describe any other White / Mixed / Asian / Black / Other ethnic group

Q11 Which of these descriptions best fits you:

- Heterosexual
- Lesbian or Gay Woman
- Gay Man
- Bisexual

Other, please state

Q12 What is your religion?

- Buddhist
- Christian (all denominations)
- Hindu
- Jewish
- Muslim
- Sikh
- No religion

Other, please state

Thank you for taking the time to complete the survey



# NCH update report

## AREA 2 COMMITTEE (Basford and Bestwood ) – 25 November 2015

<b>Title of paper:</b>	<b>Nottingham City Homes Update Report</b>	
<b>Director(s)/ Corporate Director(s):</b>	Nick Murphy Chief Executive of Nottingham City Homes	<b>Wards affected: Berridge &amp; Sherwood</b>
<b>Report author(s) and contact details:</b>	Wade Adams Tenancy and Estate Manager, Nottingham City Homes <b><u>wade.adams@nottinghamcityhomes.org.uk</u></b> <b>0115 746 9090</b>	
<b>Summary of issues (including benefits to customers/service users):</b>		
The area performance reports provide updates on key issues and themes which link back to local priorities and the strategic themes for Nottingham City Homes.		
<b>Recommendation(s):</b>		
	Area Committee notes and comments on paragraphs 1-6 listed in Appendix 1.	
	Area Committee notes and comments on the performance data detailed in Appendix 2.	

## APPENDIX 1

	Item	Executive Summary / Key Points	For information or decision
Page 20	1  Capital Programme & major works	<p><b>Stock condition survey</b> A five year planned programme of stock condition surveys has commenced across the City. A comprehensive survey, it will gather information to help ensure our properties are maintained through planned programmes of refurbishment as well as informing the current and future active Asset Management Strategy.</p> <p><b>Solar PV</b> Homes eligible for panels have been written to. Suitability was based on specific criteria like the roof size and the direction houses face. The installation programme is being escalated due to possible reduction in the feed in tariff in early 2016. It is aimed that where customers who have expressed an interest and where the roof is suitable, panels will be installed by the end of the year.</p> <p><b>Secure Warm Modern (Maintaining decency)</b> After successfully bringing our homes up to the Nottingham Decent Homes Plus Standard in March 2015, we are now focussed on maintaining this standard with ongoing planned works programmes.</p> <p>A four year property improvement framework tender has been awarded to a constructor partner who will embark on this planned programme of property refurbishment during Autumn 2015.</p> <p>The Decent Homes Standard is set by government to ensure that homes meet certain minimum criteria. There are four criteria that we consider when planning our Secure Warm Modern Improvement works. These determine whether or not a home is considered decent.</p>	Information

	Item	Executive Summary / Key Points	For information or decision
		<ol style="list-style-type: none"> <li>1. Is the property in a reasonable state of repair?</li> <li>2. Does it have reasonably modern facilities or services?</li> <li>3. Is there efficient heating and insulation?</li> <li>4. Does the property meet the statutory minimum standard set out by the Housing Health and Safety Rating System (HHSRS)?</li> </ol>	
2  Page 21	Area Regeneration and Environmental Issues	<p><b>Bestwood</b> Phase 2 of the major fencing scheme on Raymede Drive is now complete and this has significantly improved the quality of the boundaries on this street. Plans are to continue this on Leybourne Drive in the New Year. NCH awaiting quotation from contractor and then consultation can be undertaken for this project.</p> <p><b>Basford</b> Plans are being drawn up for the Toton Close street upgrade project. This is being led by NCC with a contribution from the NCH Environmental Budget made in June 2015. Awaiting further design options to be drawn up by NCC highways and this project can move into consultation phase.</p>	Information
3	Key messages from the Tenant and Leasehold Congress – now known as the ‘Communities in Action’ group.	Due to recent poor attendance at CIA meetings and further consultation with group members and staff, it has been decided to close the Communities in Action Group and to explore possible new opportunities as part of the forthcoming NCH Tenant & Leaseholder Involvement Strategy review. NCH Area Committee representatives will continue to be identified and supported by the Tenant & Leaseholder Involvement team at NCH.	Information

	Item	Executive Summary / Key Points	For information or decision
Page 22	4 Tenant and Residents Associations updates	<p>Highbury Vale TRA</p> <ul style="list-style-type: none"> <li>The TRA now have progression on the play area that they have been working on with NCC parks and open spaces. The winning design has been chosen by residents, the order of works raised and the contract signed. Once work starts it will take approximately 2 weeks to complete. The TRA are now planning an opening event to include partner organisations such as Robin Hood Energy and the fuel poverty team</li> <li>The TRA held a very successful fun day on 1<sup>st</sup> August with very good representation from the community.</li> </ul> <p>SALTRA</p> <ul style="list-style-type: none"> <li>Were successful in securing funding from NCH's 10<sup>th</sup> anniversary celebration fund towards their opening event for the revamped pavilion play area and park and held the opening event on 12<sup>th</sup> August.</li> </ul> <p>Rosegay</p> <ul style="list-style-type: none"> <li>The TRA have successfully completed the football sessions for young people which has run from April to the end of the summer.</li> </ul>	Information
	5 Area Performance Figures	See below Nottingham City Homes ward performance report	Information
	6 Good news stories & positive publicity	<p><b>Fit in the Community</b></p> <p>FitC are providing a number of free fitness sessions across the area for residents to try out something new or get back into their fitness habits. Sessions currently being held are:</p> <ul style="list-style-type: none"> <li>Family Zumba – a fun and fitness regime for all the family weekly from 3<sup>rd</sup></li> </ul>	Information







	Item	Executive Summary / Key Points	For information or decision
		<p>October between 10.00 am and 11.30 am</p> <ul style="list-style-type: none"> <li>• Tai Chi at the Top Valley Community Centre weekly from 4<sup>th</sup> October between 10.00 am and 11.00 am</li> </ul> <p>For more information contact NCH Involvement Team on 0115 746 9100 or <a href="http://www.fitinthecommunity.com">www.fitinthecommunity.com</a></p>	

## APPENDIX 2

### Area report - Bestwood & Basford

Generated on: 16 September 2015









#### AC2-1 Anti-social behaviour

Performance indicator and definition	Target	2015/16			2014/15	2013/14	Latest Note
		Value	Status	Long Trend	Value	Value	
% of ASB cases resolved – Bestwood  <i>Note: This PI measures the proportion of ASB cases NCH has successfully resolved. Data for this PI is not available by ward and is reported by Housing Office.</i>	98.6%	98.28%			100%	99.3%	Performance is below target but cases are not always resolved to the satisfaction of the complainant even though the issues have been resolved satisfactorily. This comes down to managing the expectations of our customers.
% of ASB cases resolved by first intervention – Bestwood  <i>Note: This PI monitors how many ASB cases NCH resolved on the first intervention e.g. written warning. Data for this indicator is not available by ward and is reported by Housing Office.</i>	84%	84.48%			88.24%	88.28%	Performance is on target.
Number of new ASB cases – Bestwood		58			188	130	Year to date there has been a decrease in the number of new ASB cases but this figure is for information only.







Performance indicator and definition	Target	2015/16			2014/15	2013/14	Latest Note
		Value	Status	Long Trend	Value	Value	
<i>Note: Data for this PI is only available by Housing Office.</i>							
Tenant satisfaction with the ASB service - Bestwood  <i>Note: Data for this PI is only available by Housing Office.</i>					7.9	5.6	<p>No figures to date.</p> <p>The steps taken to improve ASB customer satisfaction include: Increased focus on ASB case supervision focusing on victim care, quality of the case action plan and frequency of victim contact.</p> <p>The ASB customer satisfaction survey is currently conducted by a postal survey. Work is underway to change the survey method to a telephone survey, it is envisaged this will improve the survey response rate and quality of service feedback.</p> <p>Tenancy Estate Managers are now contacting customers as soon as Housing Patch Managers have met with them to ensure quality of cases and expectations are managed from the first point of contact until the case is closed.</p>







## AC2-2 Repairs

Performance indicator and definition	Target	2015/16			2014/15	2013/14	Latest Note
		Value	Status	Long Trend	Value	Value	
% of repairs completed in target – AC - Bestwood & Basford  <i>Note: This PI monitors the proportion of repairs being completed within agreed timescales.</i>	96%	95.39%			97.75%	97.42%	Sept-2015 Performance is slightly under target this is mainly due to a higher than normal demand on some repairs work streams. This has had a negative effect on this KPI. We have now upped resources to help improve the performance in this area.
% of repairs completed in target – Basford Ward  <i>Note: This PI monitors the proportion of repairs being completed within agreed timescales.</i>	96%	95.08%			97.56%	97.38%	Sept-2015 Performance is slightly under target this is mainly due to a higher than normal demand on some repairs work streams. This has had a negative effect on this KPI. We have now upped resources to help improve the performance in this area.
% of repairs completed in target – Bestwood Ward  <i>Note: This PI monitors the proportion of repairs being completed within agreed timescales.</i>	96%	95.55%			97.85%	97.45%	Sept-2015 Performance is slightly under target this is mainly due to a higher than normal demand on some repairs work streams. This has had a negative effect on this KPI. We have now upped resources to help improve the performance in this area.
Tenant satisfaction with the repairs service <i>Note: Data for this PI is only available citywide</i>	9	9.01			8.9	8.78	Sep-2015 Exceeded target which is an excellent achievement for those involved.







### AC2-3 Rent Collection

Performance indicator and definition	Target	2015/16			2014/15	2013/14	Latest Note
		Value	Status	Long Trend	Value	Value	
<p>% of rent collected</p> <p><i>Note: This PI measures the amount of rent collected (including tenant arrears) as a percentage of rent due for the current year. Data for this indicator is not available by ward and is reported city wide.</i></p> <p><i>Trend shows as improving if value is over 100% as arrears are decreasing.</i></p>	100%	98.78%			100.56%	100.02%	<p>Although performance is behind target, and slightly behind the position at this point last year, this is a year-end target and we are on track to achieve 100% by the end of quarter two. We have a range of initiatives planned to improve collection rate. We are focusing on the Responsible Tenant Reward recipients from last year. All those who received the reward last year but who have failed to reduce their debt will be targeted by the team. In addition we have a cash collection competition running in August and a data capture competition. The latter will have the added benefit of increased contact which should improve the collection rate.</p>
<p>% of tenancies ending due to eviction</p> <p><i>Note: This PI monitors the percentage of tenants being evicted due to rent arrears and is reported citywide.</i></p>	0.45%	0.47%			0.56%	0.74%	<p>We continue to work hard to sustain tenancies and only evict when all other avenues have been exhausted. We have evicted only half the number of tenants for rent arrears compared to the same point last year.</p>







### AC2-4a Empty properties - Average relet time

Performance indicator and definition	Target	2015/16			2014/15	2013/14	Latest Note
		Value	Status	Long Trend	Value	Value	
<p>Average void re-let time (calendar days) – AC - Bestwood &amp; Basford</p> <p><i>Note: This PI measures how long it takes NCH to re-let empty properties from the end of the old tenancy to the start of the new tenancy</i></p>	25	21.87			30.71	35.93	The target was achieved during this period. The Housing Services and Property Services teams continue to work closely to minimise the time properties remain empty.
<p>Average void re-let time (calendar days) – Basford Ward</p> <p><i>Note: This PI measures how long it takes NCH to re-let empty properties from the end of the old tenancy to the start of the new tenancy</i></p>	25	25.03			24.43	24.23	The target was not achieved during this period due to letting of 3 long term voids in Independent Living complexes where at times demand can be limited. The Housing Services and Property Services teams continue to work closely to minimise the time properties remain empty.
<p>Average void re-let time (calendar days) – Bestwood Ward</p> <p><i>Note: This PI measures how long it takes NCH to re-let empty properties from the end of the old tenancy to the start of the new tenancy</i></p>	25	20.33			32.89	39.46	The target was achieved during this period. The Housing Services and Property Services teams continue to work closely to minimise the time properties remain empty.







### AC2-4b Empty properties - Lettable voids

Performance indicator and definition	Target	2015/16			2014/15	2013/14	Latest Note
		Value	Status	Long Trend	Value	Value	
Number of lettable voids – AC - Bestwood & Basford  <i>Note: Lettable voids are empty properties available for re-letting. They will receive repair work and then be re-let to a new tenant.</i>		34			46	41	The number has decreased by 12 during this period.
Number of lettable voids – Basford Ward  <i>Note: Lettable voids are empty properties available for re-letting. They will receive repair work and then be re-let to a new tenant.</i>		16			16	5	The number has remained static during this period
Number of lettable voids – Bestwood Ward  <i>Note: Lettable voids are empty properties available for re-letting. They will receive repair work and then be re-let to a new tenant.</i>		18			30	36	The number has decreased by 12 during this period.

### AC2-4c Empty properties - Decommissioning

Performance indicator and definition	Target	2015/16			2014/15	2013/14	Latest Note
		Value	Status	Long Trend	Value	Value	
<p>Number of empty properties awaiting decommission – AC - Bestwood &amp; Basford</p> <p>Note: This PI shows the number of empty properties which will not be re-let and includes those being decommissioned and / or demolished.</p>		1			1	7	This relates to a property awaiting demolition with a new build bungalow planned as a replacement
<p>Number of empty properties awaiting decommission – Basford Ward</p> <p>Note: This PI shows the number of empty properties which will not be re-let and includes those being decommissioned and / or demolished.</p>		1			1	2	This relates to a property awaiting demolition with a new build bungalow planned as a replacement
<p>Number of empty properties awaiting decommission – Bestwood Ward</p> <p>Note: This PI shows the number of empty properties which will not be re-let and includes those being decommissioned and / or demolished.</p>		0			0	5	Not applicable

### AC2-5 Tenancy sustainment

Performance indicator and definition	Target	2015/16			2014/15	2013/14	Latest Note
		Value	Status	Long Trend	Value	Value	
Percentage of new tenancies sustained - AC - Bestwood & Basford  <i>Note: This PI measures the number of new tenants who are still in their tenancy 12 months later.</i>	93.5%	95.7%			95.15%	92%	An ended tenancy includes 'Sole to Joint' and 'Joint to Sole' tenancies which are tenancies sustained but by legal definition the tenancy must be ended on the Housing Database (Northgate).
Percentage of new tenancies sustained - Basford Ward  <i>Note: This PI measures the number of new tenants who are still in their tenancy 12 months later.</i>	93.5%	95.06%			94.12%	95.79%	89 tenancies created, 85 tenancies sustained, 4 tenancies lost.
Percentage of new tenancies sustained - Bestwood Ward  <i>Note: This PI measures the number of new tenants who are still in their tenancy 12 months later.</i>	93.5%	95.9%			95.52%	90.59%	269 tenancies created, 253 tenancies sustained, 16 tenancies lost.

This page is intentionally left blank



**BESTWOOD AND BASFORD AREA COMMITTEE**  
**25<sup>th</sup> November 2015**

<b>Title of paper:</b>	<b>Environmental Submissions from Nottingham City Homes (NCH)</b>	
<b>Director(s)/ Corporate Director(s):</b>	Nick Murphy, Chief Executive, Nottingham City Homes	Wards affected: Bestwood and Basford
<b>Report author(s) and contact details:</b>	<b>Wade Adams</b> <a href="mailto:wade.adams@nottinghamcityhomes.org.uk">wade.adams@nottinghamcityhomes.org.uk</a> <b>0115 746 9090</b>	
<b>Other colleagues who have provided input:</b>	Housing Patch Manager: Lee Barrowcliffe  Decent Neighbourhoods Manager: Leanne Hoban	
<b>Relevant Council Plan Strategic Priority:</b>		
Cutting unemployment by a quarter		<input type="checkbox"/>
Cut crime and anti-social behaviour		<input checked="" type="checkbox"/>
Ensure more school leavers get a job, training or further education than any other City		<input type="checkbox"/>
Your neighbourhood as clean as the City Centre		<input type="checkbox"/>
Help keep your energy bills down		<input type="checkbox"/>
Good access to public transport		<input type="checkbox"/>
Nottingham has a good mix of housing		<input type="checkbox"/>
Nottingham is a good place to do business, invest and create jobs		<input type="checkbox"/>
Nottingham offers a wide range of leisure activities, parks and sporting events		<input type="checkbox"/>
Support early intervention activities		<input type="checkbox"/>
Deliver effective, value for money services to our citizens		<input checked="" type="checkbox"/>
<b>Summary of issues (including benefits to citizens/service users):</b>		
<p>This report informs the Committee of the schemes initially requested by residents of Nottingham City Homes' properties and residents living within the environment of Nottingham City Homes' properties to provide extra security, safety and well being to the residents of Bestwood and Basford Wards.</p> <p>Schemes approved by the Committee will be funded from the Housing Revenue Fund.</p> <p>The report seeks approval of the scheme attached.</p>		
<b>Recommendation(s):</b>		
<b>1</b>	That Area Committee approves the schemes listed in Appendix 1.	

## **1. BACKGROUND**

- 1.1 Sums of £113,840.00 for the Bestwood Ward and £109,410.95 for the Basford Ward remain for housing environmental improvements for the year 2015/2016. This includes any carry over figures.
- 1.2 The proposed schemes must fit at least one of the following criteria:
- Improvement of Security for Tenants and Leaseholders (e.g. door entry, lighting, fencing, garage sites).
  - Improvement of the environment for Tenants and Leaseholders (e.g. dealing with graffiti reducing anti-social behaviour, parking issues, drying areas resurfacing).
  - Improvement of spaces for Tenants and Leaseholders (e.g. installation of community facilities or areas on land under NCH management).
- 1.3 The report seeks approval of schemes listed in Appendix 1.

## **2. REASONS FOR RECOMMENDATIONS (INCLUDING OUTCOMES OF CONSULTATION)**

Suggestions for schemes may be from a number of sources including tenants & leaseholders, tenants and residents groups, Elected Members, Local Area Group meetings, Ward Walks, Area Panel, Housing Patch Managers and Neighbourhood Action Officers.

## **3. OTHER OPTIONS CONSIDERED IN MAKING RECOMMENDATIONS**

Any amount left in the Housing Environmental funding budget will carry over into the new financial year and can be allocated for schemes identified in the year 2016-17.

## **4. FINANCIAL IMPLICATIONS (INCLUDING VALUE FOR MONEY)**

- 4.1 Nottingham City Homes has provided a quotation for the proposed work via an agreed competitive tendering process.
- 4.2 Once a City wide programme is agreed, works will be carried out by approved contractors and it is anticipated that further savings may be found. It is anticipated that more schemes may be completed as a result of these savings.

## **5. RISK MANAGEMENT ISSUES (INCLUDING LEGAL IMPLICATIONS, CRIME AND DISORDER ACT IMPLICATIONS AND EQUALITY AND DIVERSITY IMPLICATIONS)**

- 5.1 To ensure local development in decision-making the Area Panel and Local Area Groups have been actively involved in the process. Local tenant and resident

groups have also been consulted and a full consultation of residents has taken place in the affected blocks.

- 5.2 The Housing Environment Fund will enable a series of improvements to take place that will improve security, spaces and the environment for local people.
- 5.3 The funds available are limited and are targeted at the most vulnerable tenants in the area within the criteria set out at section 1.2 of this report.

**6. EQUALITY IMPACT ASSESSMENTS (EIAs)**

As this report does not include proposals for new or changing policies, or services an Equality Impact Assessment has not been carried out. However these proposals aim to improve the quality of life and wellbeing for residents.

**7. LIST OF BACKGROUND PAPERS OTHER THAN PUBLISHED WORKS OR THOSE DISCLOSING CONFIDENTIAL OR EXEMPT INFORMATION**

None

**8. PUBLISHED DOCUMENTS REFERRED TO IN COMPILING THIS REPORT**

None

APPENDIX 1: SCHEMES SEEKING APPROVAL 2015

**BESTWOOD WARD**

Site	Proposal	Assessment	Proposed Decision	Budget
				£113,840
Raymede Drive phase 2	'Grander designs' Continue fencing programme from phase 1. Scheme joint funded with N.C.C.	Scheme will improve security for residents and reduce crime.	Agreed at June 2015 Area Committee	£32,865
Leybourne Drive Fencing Programme	'Grander designs' Continue fencing programme on completion of Raymede Drive onto Leybourne Drive. Scheme joint funded with N.C.C.	Scheme will improve security for residents and reduce crime	Agreed at June 2015 Area Committee	£50,000
			Total carried forward	£30,975.

**No further schemes to be approved at November 2015 Area Committee.**

## **BASFORD WARD**

Site	Proposal	Assessment	Proposed Decision	Budget
				£109,419.95
Toton Close transformational work	'Grander design' Transformation of Toton Close area. Scheme joint funded with N.C.C.	Improve environment and security for residents	Agreed at June 2015 Area Committee	£65,000
			Total carried forward	£44,419.95

**No further schemes to be approved at November 2015 Area Committee.**

This page is intentionally left blank

**AREA 2 COMMITTEE 25<sup>th</sup> NOVEMBER 2015**

<b>Title of paper:</b>	<b>WARD PERFORMANCE REPORTS - Quarter 2 – July to September 2015</b>	
<b>Director(s)/ Corporate Director(s):</b>	Dave Halstead Director of Neighbourhood Services	<b>Wards affected:</b> Basford and Bestwood
<b>Report author(s) and contact details:</b>	Heidi May, Locality Manager <a href="mailto:heidi.may@nottinghamcity.gov.uk">heidi.may@nottinghamcity.gov.uk</a> 0115 8833737 Gursharan Singh Nijran – NDO, Basford <a href="mailto:gursharan.nijran@nottinghamcity.gov.uk">gursharan.nijran@nottinghamcity.gov.uk</a> 0115 8833734 Dale Griffin – NDO, Bestwood <a href="mailto:dale.griffin@nottinghamcity.gov.uk">dale.griffin@nottinghamcity.gov.uk</a> 0115 8833736	
<b>Other colleagues who have provided input:</b>	Daniel Dexter – Crime and Drugs Partnership Analyst <a href="mailto:daniel.dexter@nottinghamcity.gov.uk">daniel.dexter@nottinghamcity.gov.uk</a>	
<b>Date of consultation with Portfolio Holder(s) (if relevant)</b>	Not relevant	
<b>Relevant Council Plan Strategic Priority:</b>		
Cutting unemployment by a quarter		<input checked="" type="checkbox"/>
Cut crime and anti-social behaviour		<input checked="" type="checkbox"/>
Ensure more school leavers get a job, training or further education than any other City		<input checked="" type="checkbox"/>
Your neighbourhood as clean as the City Centre		<input checked="" type="checkbox"/>
Help keep your energy bills down		<input checked="" type="checkbox"/>
Good access to public transport		<input checked="" type="checkbox"/>
Nottingham has a good mix of housing		<input checked="" type="checkbox"/>
Nottingham is a good place to do business, invest and create jobs		<input checked="" type="checkbox"/>
Nottingham offers a wide range of leisure activities, parks and sporting events		<input checked="" type="checkbox"/>
Support early intervention activities		<input checked="" type="checkbox"/>
Deliver effective, value for money services to our citizens		<input checked="" type="checkbox"/>
<b>Summary of issues (including benefits to citizens/service users):</b>		
<p>The ward performance reports provide updates on key issues and themes which link back to local priorities and the strategic themes in the Nottingham Plan 2020. The reports provide summary updates on the following key themes:</p> <ul style="list-style-type: none"> <li>• Ward priorities</li> <li>• Community engagement</li> <li>• Finance</li> <li>• Safer theme - Crime and anti social behaviour (ASB)</li> <li>• Neighbourhood theme – Cleansing and Environmental issues</li> <li>• Working theme - Unemployment rates</li> <li>• Housing</li> <li>• Community Protection</li> <li>• Fire</li> <li>• Health Theme – local health priorities</li> </ul>		
<b>CDP Board Priority Tasking Update</b>		
<p>Area Committee will be aware that The Crime and Disorder Act 1998 established a statutory duty on agencies to work together to reduce crime and disorder, this was accommodated through the establishment of Community Safety Partnerships (CSPs). In Nottingham the Crime &amp; Drugs</p>		

Partnership is the city CSP.

Nottingham has employed several methods since 2005 to deliver partnership problem solving and tasking. In December 2014 the Partnership Board agreed to dissolve Locality Boards and move to a citywide model to deliver interventions focused on people, places and premises and the priorities set out in the Partnership Plan.

The purpose of the CDP Board Priority Tasking is to take an intelligence led and collaborative approach to identify effective interventions to reduce crime, re-offending and anti-social behaviour by focusing on people, places, premises and the priorities set out in the Partnership Plan. The Group will also serve an important function as a forum into which any partner agency can escalate intractable issues and seek help in solving those problems through a partnership problem solving approach.

**The following is a brief summary by the respective Ward Neighbourhood Development Officers highlighting key issues:**

**WARD: BASFORD, (Park Lane, Stockhill and Whitemoor Beats) Neighbourhood Development Officer, Gursharan Singh Nijran**

**Key Successes**

During this quarter (July to September) there have been a number of successes including:

- Covert action against dog fouling operations and ASB. ASB van on regular patrols in Basford.
- Works commenced on the Stockhill Park Children's Play Area.
- Consultations on the Brooklyn Park Children's Play Area
- Design on the Toton Close Environmentals Improvement started
- Community engagement through the local TRA's and community centres
- MyBasford Facebook page continues to grow with internal departments adding regular updates. This can be viewed at [www.facebook.com/mybasford](http://www.facebook.com/mybasford)
- Nottinghamshire Police launched Basfordcops on Twitter in May. This can be viewed at <https://mobile.twitter.com/BasfordCops>
- Unemployment has seen an 18% reduction.
- Improving the visual impact of our neighbourhoods, open spaces and highways remain a high priority. A number of schemes are being developed.
- The introduction of the 4 Streets 4 Weeks initiative by the beat teams. This involves meeting every household on the 4 streets over a 4 week period.

**What are the emerging issues?**

- Improvements in most crime types apart from violence
- Alleyways continue to be problem for the clean teams
- Parking issues around schools and places of worship
- Budget savings – further savings requirement may lead to reduction in service
- Colsons – increases in reports of dust and mud emanating from the site on Bulwell Lane

**Events that have happened**

- Four major summer events
- Opening of the new play area on Stockhill Park



- Ward Forum
- Consultation meetings on a number of environmental schemes

### Events Planned

- Christmas events
- Clean Up operations
- Area youth Forum

### What is the Neighbourhood Action Team (NAT) focussing its work on?

- Cleaning of alleyways.
- Southwark School traffic safety improvements.
- Day of action on Heathfield Park.
- Colson environmental issues.
- Parking around Mill Street Playing Fields.
- Tidy gardens.
- Derelict site – getting owners to keep sites clean.

The figures given below show some key statistical points from this quarter and for some of July's data performance (see appendix A for more detail):

- **All Crime:** is the same as last year for the same period.
- **All ASB:** was down by 8% (decrease of 37 calls) for the year to date period.
- There are now 632 (8.6%) households in Basford signed up to the **ALERT** system, with many households signing up to get information via Twitter and Facebook.
- **Cleanliness Index:** The target set for the city centre is 86% and the Basford score for quarter one is 88%.
- **Graffiti Reports:** Show an increase of five compared to the year to date figures.
- **Fly Tipping:** Shows an increase of five incidents on the year to date figures.
- **Fire:** Deliberate fires are down 2% compared to the same period in the previous year.

### WARD: Bestwood (Bestwood Estate, Bestwood Park and Top Valley Beats) Neighbourhood Development Officer - Dale Griffin

#### Key Successes

During this quarter (July to September) there have been a number of successes including:

- Four weeks, four streets continued focussing upon Pedmore Valley, Chiltern Way, Beckhampton Road (either side of Elmbridge), Chediston Vale, Rose Ash Broadwood, area – well received by residents.
- New street name plates installed at Crossfield Drive, Bala Drive, Belsay Road and Farr Row.
- Footpath reconstruction complete on Bestwood Park Drive from Treegarth Square to Deer Park Drive.
- Raymede Drive Fencing Scheme Phase two complete
- Reduction in dwelling burglaries
- Southglade Park Live 2015 – biggest attendance to date
- Southglade Leisure Centre – Schools Out programme
- Bestwood Estate Community Centre Summer fun afternoon – approximately 200 in attendance
- Leen Valley Community Centre Summer event – approximately 80 in attendance
- Family Learning event - 95 attendees celebrating achievements

- Freedom Programme – programme to support victims of domestic abuse
- Deep Clean – Beckhampton Road (Elmbridge) Road shops - well received by the shop owners. The cleansing team worked hard jet washing areas, removing graffiti, cutting back shrubbery and grass areas, cleared gullies and weed removal.
- Bestwood Community Kitchen – a partnership between Bestwood Estate Community Centre, Messy Church, Food Bank and Bulwell Community Garden.
- During July to September the Community Protection Officers issued 20 FPNs in and around Bestwood for littering from either a person or vehicle.
- NCH have been proactive in their support for vulnerable tenants in preparation for the roll out of Universal Credit as below:
  - Contacting all new tenants to make sure they have the appropriate advice and support needed to sustain their tenancy
  - Carrying out pre tenancy affordability checks to make sure new tenants can sustain their tenancies
  - Providing advice on what benefits tenants can claim for
  - Providing advice and support with Housing Benefit, Council Tax and appeals when they have not been successful with their claims

### **What are the emerging issues?**

- Improving the visual appearance of neighbourhoods continues to be a priority.
- Continued problems with a core group of young people being anti-social. Partnership resources are being targeted.

### **Events that have happened (July to August)**

- Three Councillor Ward Walks undertaken.
- Southglade Park Live
- Leen Valley Community Centre fun day
- Bestwood Estate Summer fun afternoon
- The Peoples Church Summer week of activities – 24<sup>th</sup> August
- Family Learning event
- Deep Clean – Elmbridge shops

### **Events Planned**

- Various ward walks
- Deep Clean – Welsh Estate
- Deep Clean – Hucknall Walkway
- Leen Valley Community Centre Halloween Party
- Bestwood Estate Community Centre Halloween Party
- Bestwood Christmas Event & lights switch on
- Leen Valley Christmas Party and Christmas lunch
- Bestwood Estate Community Centre Christmas party
- Bestwood Park Community Centre Christmas meal
- Family Learning event – tbc
- White Ribbon event - tbc

### **What is the Neighbourhood Action Team (NAT) focussing its work on?**

The NAT will be continuing to focus its work upon:

- Improving the visual appearance of neighbourhoods

- Reducing crime and anti-social behaviour
- Supporting activity for young people.

The figures given below show some key statistical points for the latest data performance (see appendix A for more detail):

- **Crime:** For the year to date (up until September) all Crime was down by 4% compared to the same period in the previous year. This equates to 26 less offences.
- **ASB:** was down by 2 offences for the year to date (up until September).
- **Fire:** The volume of deliberate fires for the year to date (up until August) was down 20 incidents or 40%.
- **Cleanliness Index:** score was at 86 for July and 88 for August. The target set for the city centre is 86
- **Graffiti Reports:** There was a reduction in the number of incidents in the year to date (up until August) showing a 30% reduction on the previous year.
- **Fly Tipping:** 156 reactive incidents year to date (up until August) of fly tipping. Overall fly tipping was up 8% for the year to date compared to the previous year.
- **Dog fouling:** 22 reactive reports year to date (up until August) showing a reduction of 4 incidents of dog fouling equivalent to a 15% reduction on the previous year.
- **Unemployment:** year to date shows a 21% reduction on the previous year.

#### Recommendation(s):

<b>1</b>	Area Committee note and comment on the Ward Performance Reports for quarter 2 – 2015/16. Appendices A show the Ward summaries for both Bestwood and Basford wards. Appendices B and C show the ward priorities and community engagement for the Bestwood and Basford wards respectively.
----------	---

## **1. REASONS FOR RECOMMENDATIONS**

- 1.1 Ward performance reports provide a descriptive and statistical picture of what is happening at a ward level and invite community representatives to comment, debate, challenge and identify how they can add value to improve their neighbourhoods.
- 1.2 Ward performance reports also monitor progress in the wards and act as a catalyst for debate about the key performance issues impacting upon the ward on a quarterly basis.

## **2. BACKGROUND (INCLUDING OUTCOMES OF CONSULTATION)**

- 2.1 Neighbourhood Working has been important for a number of years in Nottingham as a means of engaging better with citizens and to drive forward service improvement.
- 2.2 The Nottingham Plan has a goal that ‘public service delivery will be better integrated and appropriately devolved, ensuring more accessible and responsive services for all, and giving residents more control over what happens in their neighbourhoods’; the Ward Performance Reports help to support this.
- 2.3 The Ward Performance Reports capture work at a local level to support the Nottingham Plan; it is a short summary of key updates on priorities and issues in the ward. More detailed implementation plans sit behind, the report such as the Ward plans and other partner’s implementation plans.

- 2.4 The North Locality Board has been established now since September 2012. It delivers a multi agency/partnership approach to managing the locality, providing an overview of area performance and policing priorities, performance management and problem solving of key challenges. In the north, this has included a focus on parking issues, cannabis, theft from shops, criminal damage and violent crime, including domestic violence. Area Chairs, or their nominated representatives are invited. Minutes are issued to all Ward Councillors.
- 2.5 The Ward Performance Reports are co-ordinated by Neighbourhood Development Officers every quarter, with the data analysis undertaken by the Crime and Drugs Partnership.

**3. OTHER OPTIONS CONSIDERED IN MAKING RECOMMENDATIONS**

- 3.1 None

**4. FINANCE COMMENTS (INCLUDING IMPLICATIONS AND VALUE FOR MONEY/VAT)**

- 4.1 None

**5. LEGAL AND PROCUREMENT COMMENTS (INCLUDING RISK MANAGEMENT ISSUES, AND LEGAL, CRIME AND DISORDER ACT AND PROCUREMENT IMPLICATIONS)**

- 5.1 Consideration of the above is integral to all the activity that is contained in this report. Reduction of crime and disorder is a key goal of a large proportion of the initiatives described.

**6. EQUALITY IMPACT ASSESSMENT**

Has the equality impact been assessed?

Not needed (report does not contain proposals or financial decisions)

No

Yes – Equality Impact Assessment attached

Due regard should be given to the equality implications identified in the EIA.

**7. LIST OF BACKGROUND PAPERS OTHER THAN PUBLISHED WORKS OR THOSE DISCLOSING CONFIDENTIAL OR EXEMPT INFORMATION**

- 7.1 Neighbourhood Working Framework 2012 CLT report

**8. PUBLISHED DOCUMENTS REFERRED TO IN COMPILING THIS REPORT**

- 8.1 None

# Appendix A

## SUMMARY PERFORMANCE REPORT

### AREA 2



### Basford and Bestwood

Page 45

Area Total	Category	Apr-15	May-15	Jun-15	Jul-15	Aug-15	Sep-15	Oct-15	Nov-15	Dec-15	Jan-16	Feb-16	Mar-16	Year To Date				YTD Crime Rates	
														2014-15	2015-16	Volume +/-	% Change	2014-15	2015-16
<b>Area Committee 2</b>	All Crime	218	234	214	218	219	198							1327	1301	-26	-2%	40.26	39.47
	Victim Based Crime	197	205	191	204	203	176							1173	1176	3	0%	35.59	35.68
	Criminal Damage	43	31	38	38	53	46							285	249	-36	-13%	8.65	7.55
	Theft	47	40	39	43	28	35							200	232	32	16%	6.07	7.04
	Dwelling Burglary	10	9	15	13	20	15							143	82	-61	-43%	4.34	2.49
	Violence	63	87	63	66	66	56							331	401	70	21%	10.04	12.17
	<i>Domestic Violence</i>	34	46	23	28	32	32							152	195	43	28%	4.61	5.92
	<i>NTE Violence</i>	1	1	1	0	0	3							8	6	-2	-25%	0.24	0.18
	<i>Other Violence</i>	28	40	39	38	34	21							171	200	29	17%	5.19	6.07
	ASB	136	146	165	184	180	149							999	960	-39	-4%	30.31	29.13
	<i>Noise</i>	46	42	69	75	73	62							446	367	-79	-18%	13.53	11.13
	<i>Youth</i>	30	42	49	58	41	42							210	262	52	25%	6.37	7.95
	<i>Alcohol</i>	25	14	18	17	23	12							128	109	-19	-15%	3.88	3.31
	Deliberate Fires	16	5	6	9	11								69	47	-22	-32%	2.09	1.43
<i>Average Quarterly Score</i>	Cleanliness Score	86.5	88	87	87	88								86	87	1	1%	N/A	N/A
	Graffiti (reactive)	1	6	3	3	3								14	16	2	14%	0.42	0.49
	Fly-Tipping (reactive)	35	42	60	74	46								241	257	16	7%	7.31	7.80
	Dog Fouling (reactive)	11	14	10	6	5								56	46	-10	-18%	1.70	1.40
	Unemployment	1037	977	939	918	935								6508	4806	-1702	-26%	197.45	145.81

This report has been produced by the CDP pursuant to a brief provided by Neighbourhood Services. Please contact Daniel Dexter if you have any queries regarding the data.

[Daniel.Dexter@nottinghamcity.gov.uk](mailto:Daniel.Dexter@nottinghamcity.gov.uk) ,

Ext: 65709

Ward	Category	Apr-15	May-15	Jun-15	Jul-15	Aug-15	Sep-15	Oct-15	Nov-15	Dec-15	Jan-16	Feb-16	Mar-16	Year To Date				YTD Crime Rates	
														2014-15	2015-16	Volume +/-	% Change	2014-15	2015-16
Basford	All Crime	116	103	101	119	126	105							670	670	0	0%	41.34	41.34
	Victim Based Crime	106	88	92	113	118	93							595	610	15	3%	36.71	37.64
	Criminal Damage	19	13	12	16	24	27							124	111	-13	-10%	7.65	6.85
	Theft	25	18	22	28	22	17							115	132	17	15%	7.10	8.14
	Dwelling Burglary	7	4	12	11	14	8							70	56	-14	-20%	4.32	3.46
	Violence	33	29	30	33	34	27							152	186	34	22%	9.38	11.48
	<i>Domestic Violence</i>	17	16	7	15	17	14							68	86	18	26%	4.20	5.31
	<i>NTE Violence</i>	1	0	1	0	0	3							7	5	-2	-29%	0.43	0.31
	<i>Other Violence</i>	15	13	22	18	17	10							77	95	18	23%	4.75	5.86
	ASB	69	54	68	58	80	70							436	399	-37	-8%	26.90	24.62
	<i>Noise</i>	22	16	26	26	38	28							155	156	1	1%	9.56	9.63
	<i>Youth</i>	15	10	15	8	21	16							109	85	-24	-22%	6.73	5.24
	<i>Alcohol</i>	11	11	7	6	8	8							72	51	-21	-29%	4.44	3.15
	Deliberate Fires	3	3	4	4	3								19	17	-2	-11%	1.17	1.05
Average Quarterly Score	Cleanliness Score	87	87	88	87	88								85	87	2	3%	N/A	N/A
	Graffiti (reactive)	0	3	2	2	2								4	9	5	125%	0.25	0.56
	Fly-Tipping (reactive)	22	8	27	25	19								96	101	5	5%	5.92	6.23
	Dog Fouling (reactive)	10	6	4	2	2								30	24	-6	-20%	1.85	1.48
	Unemployment	430	386	370	364	383								2855	1933	-922	-32%	176.16	119.27

Ward	Category	Apr-15	May-15	Jun-15	Jul-15	Aug-15	Sep-15	Oct-15	Nov-15	Dec-15	Jan-16	Feb-16	Mar-16	Year To Date				YTD Crime Rates	
														2014-15	2015-16	Volume +/-	% Change	2014-15	2015-16
Bestwod	All Crime	102	131	113	99	93	93							657	631	-26	-4%	39.22	37.66
	Victim Based Crime	91	117	99	91	85	83							578	566	-12	-2%	34.50	33.78
	Criminal Damage	24	18	26	22	29	19							161	138	-23	-14%	9.61	8.24
	Theft	22	22	17	15	6	18							85	100	15	18%	5.07	5.97
	Dwelling Burglary	3	5	3	2	6	7							73	26	-47	-64%	4.36	1.55
	Violence	30	58	33	33	32	29							179	215	36	20%	10.68	12.83
	<i>Domestic Violence</i>	17	30	16	13	15	18							84	109	25	30%	5.01	6.51
	<i>NTE Violence</i>	0	1	0	0	0	0							1	1	0	0%	0.06	0.06
	<i>Other Violence</i>	13	27	17	20	17	11							94	105	11	12%	5.61	6.27
	ASB	67	92	97	126	100	79							563	561	-2	0%	33.61	33.49
	<i>Noise</i>	24	26	43	49	35	34							291	211	-80	-27%	17.37	12.59
	<i>Youth</i>	15	32	34	50	20	26							101	177	76	75%	6.03	10.57
	<i>Alcohol</i>	14	3	11	11	15	4							56	58	2	4%	3.34	3.46
	Deliberate Fires	13	2	2	5	8								50	30	-20	-40%	2.98	1.79
Average Quarterly Score	Cleanliness Score	86	88	86	86	88								87	87	0	0%	N/A	N/A
	Graffiti (reactive)	1	3	1	1	1								10	7	-3	-30%	0.60	0.42
	Fly-Tipping (reactive)	13	34	33	49	27								145	156	11	8%	8.66	9.31
	Dog Fouling (reactive)	1	8	6	4	3								26	22	-4	-15%	1.55	1.31
	Unemployment	607	591	569	554	552								3653	2873	-780	-21%	218.05	171.49

# Bestwood Ward Priorities

(Last reviewed October 2015)

Theme	Priorities	Key Actions	Outcome (Methods of evaluation)	Lead
Safer  Page 47	<ul style="list-style-type: none"> <li>▪ <b>To reduce anti-social behaviour in the neighbourhood priority area. NAT to focus upon emerging hotspots, diversionary activities and nuisance neighbours.</b></li> <li>▪ <b>Action in deliberate Fire Setting</b></li> <li>▪ <b>To address domestic violence through prevention &amp; support services</b></li> </ul>	<p>To regularly review Neighbourhood Priority area.</p> <p>Priority response area – joint high visibility patrols by Neighbourhood Policing Team.</p> <p>CP to pursue action against individuals causing ASB using powers available (5 step ASB procedure).</p> <p>Range of partners to provide youth provision. All to publicise activity (schools, police etc).</p>	<p>Target – To reduce level of ASB</p> <p>Increase in numbers of young people participating in positive activities.</p> <p>Reduction in the number of secondary fires (baseline TBC).</p> <p>To increase knowledge of support available.</p> <p>To support victims of DV</p>	<p>Police &amp; Community Protection</p> <p>Early Help (Formally FCT), Right Track, faith &amp; voluntary sector</p> <p>Fire Service</p> <p>All</p> <p>Early Help</p> <p>Early Help</p>
		<p>Ensuring that fire setters scheme is utilised and that partners are aware of how to refer to Notts Fire &amp; Rescue Service (NFRS). Work with Nottinghamshire Police to ensure that information is shared appropriately about deliberate fire setting and to share data about hot spot areas and themes.</p>		
		<p>NAT to ensure that frontline staff has appropriate training to refer onto support services.</p> <p>Support package provided via Early Help.</p>		

	<ul style="list-style-type: none"> <li>▪ <b>To reduce all crime</b></li> </ul>	<p>Stronger Families, Freedom Programme &amp; Great Project</p> <p>To encourage take up of DV education programmes in schools</p> <p>Intelligence-led approach to be used to monitor and respond appropriately if levels rise. Measures could include prevention through education, high visibility surveillance or target hardening.</p>	<p>Increase awareness of positive relationships</p> <p>Target: to reduce level of crime</p>	<p>Schools</p> <p>Police &amp; Community Protection</p>
<p>Neighbourhoods</p> <p style="writing-mode: vertical-rl; transform: rotate(180deg);">Page 48</p>	<ul style="list-style-type: none"> <li>▪ <b>To improve the visual appearance of neighbourhoods by tackling hotspot areas</b></li> </ul>	<p>Area 2 Transformation – plan developed for problematic sites (August 2013). Ongoing works focussing upon hotspots e.g. fly tipping, dog fouling, non maintenance areas and gardens.</p> <p>Undertake regular ward walks to identify and address neighbourhood issues.</p> <p>Day of action in 2014/15</p> <p>To undertake five deep cleans</p> <p>To use NCC Area Capital and NCH environmentals funds to bring about physical improvements in the neighbourhood.</p> <p>NCH looking at the longer-term arrangements for managing garage sites &amp; smaller pieces of land.</p> <p>A number of sites dependent upon economic climate and housing development</p>	<p>Level of public satisfaction in neighbourhoods.</p> <p>NCH estate star ratings</p> <p>Levels of cleanliness / fly tipping</p> <p>No. of lettable voids.</p>	<p>City Services, CP &amp; NCH</p> <p>All</p> <p>All</p> <p>City Services</p> <p>NCC &amp; NCH</p> <p>NCH</p> <p>Property Services</p>
<p>Families</p>	<ul style="list-style-type: none"> <li>▪ <b>Maintain activities for young people</b></li> </ul>	<p>Develop a quarterly networking meeting for all providers of 0-19years and young people representatives. To look at existing provision and identify areas of need.</p> <p>Develop a local Youth Forum creating opportunities for young people to be consulted and develop their Community</p>		<p>Right Track</p> <p>Right Track &amp; Early Help</p> <p>Early Help &amp; Right Track</p>



	<ul style="list-style-type: none"> <li>▪ <b>Increase awareness of welfare reform and support services</b></li> </ul>	<p>Development of partnership projects.</p> <p>Ongoing intergenerational work with local schools and independent living centres.</p> <p>To develop mechanisms to involve school councils and Parent's Forum in gathering their views to inform local priorities and provision</p> <p>Working group of local advice providers trying to focus on building up financial resilience of Bestwood residents.</p> <p>Promote local support services</p>	<p>Referrals to Food Bank</p> <p>Referrals to Bestwood Directions</p> <p>Referrals to Bestwood Advice Centre</p>	<p>&amp; CVS</p> <p>Schools</p> <p>Schools &amp; Early Help</p> <p>Support providers, schools.</p> <p>All</p>
Health	<ul style="list-style-type: none"> <li>▪ <b>To reduce childhood obesity</b></li> <li>▪ <b>To support local volunteers,</b></li> </ul>	<p>To address barriers in accessing physical activity and promotion of healthy eating. Public Health, Family Teams, Leisure and CVS to work together to address gaps/barriers.</p> <p>Family Teams will deliver physical activities, and Healthy eating throughout universal provision</p> <p>Delivery of physical session at Leen Valley Community Centre and delivery of cook and move session at SAC and in the local community</p> <p>NAT to refer individuals interested in volunteering opportunities to NCVS. NAT will continue to support the recruitment of active</p>	<p>Levels of childhood obesity</p> <p>Levels of satisfactions in neighbourhoods.</p>	<p>Public Health / Leisure</p> <p>Early Help</p> <p>Early Help</p> <p>NCVS &amp; Bestwood</p>

	<p><b>raise aspirations and support community empowerment</b></p>	<p>members through the neighbourhood questionnaire and at local events. Such vacancies could include:</p> <ul style="list-style-type: none"> <li>▪ <b>Area 2 volunteers</b> - there will be a volunteer programme delivered at Southglade Children’s Centre in 2015/16, which will add to the volunteering capacity supporting the Early Help team and offer the opportunity for local parents to build their skills and experiences and contribute to their communities.</li> <li>▪ <b>Local Community Centres</b></li> </ul> <p>Support further community empowerment through development of four weeks four streets initiative and use of neighbourhood alert and other social media mechanisms.</p> <p>Love You Love Bestwood Campaign – to raise aspirations</p> <p>Develop a ‘You Said, We Did’ campaign (part of Love You, Love the Bestwood Area).</p> <p>To continue to support and celebrate local Community Champions</p>	<p>No. of volunteers.</p>	<p>Partnership</p> <p>Early Help</p> <p>NDO / NCVS / Right Track</p> <p>All</p> <p>All</p> <p>All</p>
Working	<ul style="list-style-type: none"> <li>▪ <b>To raise awareness of job opportunities and provide support to get people into employment.</b></li> </ul>	<p>NAT to promote citywide initiatives which include:</p> <ol style="list-style-type: none"> <li>1) Nottingham Jobs Fund</li> <li>2) Employer Hub</li> <li>3) Apprenticeship Hub</li> <li>4) Local Community Jobs fairs</li> </ol> <p>Frontline staff to promote local 10-week Work Clubs run via NCN</p> <p>ESF Supporting Families Project delivered by Bestwood</p>	<p>To contribute to citywide targets</p> <p>Reduction in unemployment.</p>	<p>Economic Development (ED)</p> <p>All</p>

Directions focussing upon families with need to get back into work. Partners to refer appropriate clients.

To support local career days at schools

Youth Contract Project– 18-24yrs for 13-39 weeks unemployed

Talent Match Project – 18-24 yrs for 12 months or more unemployed

To support new Food Park opportunities

Right Track referrals for NEETs and facilitate apprenticeship opportunities – to link into Big Wood and Top Valley Academy.

Capacity building / digital inclusion - To address gaps in service provision including support for 16-18 years and one-off advice / drop-in.

Bestwood  
Directions

ED &  
Schools

Right Track  
/ Futures

BEST

ED & NCN

Right Track  
& Schools &  
Futures

Right Track  
& ED

# Bestwood Community Engagement

## Ward Walks

Area/ Estate	Date
Bestwood Park Chiltern Way, Winterton Rise, Blyton Walk, Pedmore Valley, Belsay Road, Walgrave Walk and Caldbeck Walk	29 <sup>th</sup> July
Top Valley Masson Court, Goatchurch Court, Ecton Close, Ecton Mews, Mendip Court, Swildon Walk, Swinscoe Gardens, Helmsdale Gardens, Thor Gardens, Terton Road, Carlswark Gardens and Mergill Close.	19 <sup>th</sup> August
Top Valley Hilliers Court, Aveline Close, Longwood Court, Easgill Court, Hillgrove Gardens, Whitchurch Close, Elder Gardens, Goyden Close, Casper Court, Padgham Court, Anderson Court, Albert Ball Close, Valley Farm Court, Cottam Gardens and Thorpe Close.	23 <sup>rd</sup> September

## Events Delivered

Event	Lead Partners	Date	Venue
Southglade Park Live	Locality Management, Parks, Family Community Team and Southglade Leisure Centre	30 <sup>th</sup> July	Southglade Park
Leen Valley Community Centre fun day	Leen Valley Community Association	1 <sup>st</sup> August 11-3pm	Leen Valley Community Centre
Bestwood Estate Summer fun afternoon	Bestwood Estate Community Association	12 <sup>th</sup> August 2-4pm	Bestwood Estate Community Centre

The Peoples Church Summer week of activities –	The Peoples Church	24 <sup>th</sup> August	The Peoples Church, Bestwood Park
Family Learning event	Family Community Team	13 <sup>th</sup> August	Southglade Access Centre
Deep Clean – Elmbridge shops	City Services and Locality Management	29 <sup>th</sup> September	Beckhampton Road Shops

## Community Meetings

Group	Date	Venue
Bestwood Park Community Centre	29 <sup>th</sup> September	Bestwood Park Community Centre
Leen Valley Community Association	28 <sup>th</sup> July, 25 <sup>th</sup> August and 22 <sup>nd</sup> September	Leen Valley Community Centre

## Future Events and Activities Planned

Event	Lead Partners	Date/ Time	Venue
Various ward walks	Locality Management	10am	tbc
Deep Clean – Welsh Estate	City Services and Locality Management	14 <sup>th</sup> October 2015 – all day	Across the Welsh Estate
Deep Clean – Hucknall Walkway	City Services and Locality Management	17 <sup>th</sup> November 2015 – all day	Hucknall Walk Way – Areas 1 & 2
Leen Valley Community Centre Halloween Party	Leen Valley Community Association	24 <sup>th</sup> October 2015 5-8pm	Leen Valley Community Centre

Bestwood Estate Community Centre Halloween Party	Bestwood Estate Community Association	7 <sup>th</sup> November 2015 – tbc	Bestwood Estate Community Centre
Bestwood Christmas Event & lights switch on	Locality Management, Aspire Learning Partnership and local churches	26 <sup>th</sup> November 2015 4 – all day	Bestwood Park Church & other venues
Leen Valley Christmas Party and Christmas lunch	Leen Valley Community Association	Children's party – 19 <sup>th</sup> Dec (11-3pm) Christmas lunch – 16 <sup>th</sup> Dec (12.30 start)	Leen Valley Community Centre
Bestwood Estate Community Centre Christmas party	Bestwood Estate Community Association	TBC	Bestwood Estate Community Centre
Bestwood Park Community Centre Christmas meal	Bestwood Park Community Association	7 <sup>th</sup> December, time tbc	Bestwood Park Community Centre
Family Learning event – tbc	Family Community Team		
White Ribbon event - tbc	Family Community Team		

# Bestwood Finance

## Bestwood Ward Councillor Budgets

Total Amount allocated this period	£23,905
De-committed this period	£1,475
Budget Remaining Unallocated	£10,336 (2015/16)

## Bestwood Area Capital Fund

Total Amount allocated this period	£0
De-committed this period	£12,000
Budget Remaining Unallocated	£39,285 (2015-16)

## Others – Section 106

£0

## Bestwood NCH Environmentals

£0

# Basford Ward Priorities (Last reviewed June 2015)

Theme	Priorities	Key Actions	Outcome (Methods of evaluation)	Lead
Safer  Page 56	<ul style="list-style-type: none"> <li><b>To reduce anti-social behaviour in the neighbourhood priority area.</b></li> </ul>	Increased high visibility patrols in the priority area with reassurance engagement with citizens in the area.	Reduced complaints and calls from the priority area till priority resolved.	Police & Community Protection
		Increase take up of ALERT and profile on Twitter and Facebook.	Increase in information with residents.	Police & Community Protection
		To set up diversionary football sessions at Southwark School through spring and summer 2015	Young people in the area attracted to diversionary activities	NM
		Engage with young people from priority area in a programme of physical activity at Henry Mellish Sports Centre and address substance misuse and healthy eating.		CBF Gym
Neighbourhoods	<ul style="list-style-type: none"> <li><b>To improve the visual appearance of neighbourhoods by tackling hotspot areas</b></li> </ul>	<p>Area 2 Transformation – plan of action to address environmental issues to be developed for problematic sites (August 2013).</p> <p>Undertake regular ward walks to identify neighbourhood issues.</p> <p>Educational project at local schools to produce reports on the issue. Students to raise awareness in the community</p>	<p>Level of public satisfaction in neighbourhoods.</p> <p>NCH estate star ratings</p> <p>Levels of cleanliness / fly tipping.</p>	<p>All</p> <p>CP</p> <p>All</p> <p>NM/City Services</p>



	<ul style="list-style-type: none"> <li>▪ <b>Reduce empty vacant spaces</b></li> </ul>	<p>and to become responsible citizens.</p> <p>There are a number of small plots of land that attract fly-tipping and graffiti. These areas can be a drain on resources during clean up operations. Bring these areas into use by investigating re-allocation of land to adjoining properties.</p>	<p>Identify a suitable site and bring partners together into a working party to explore ways of bring site back into use.</p>	<p>NM/NCH</p>
<p>Families</p> <p style="writing-mode: vertical-rl; transform: rotate(180deg);">Page 57</p>	<ul style="list-style-type: none"> <li>▪ <b>Activities for young people</b></li> <li>▪ <b>Develop Community Event</b></li> <li>▪ <b>Develop a local youth Forum</b></li> <li>▪ <b>Work with local schools to build partnerships</b></li> </ul>	<p>Provision of activities for young people on at least 4 nights a week in the Basford ward. Deliver weekly Youth and Play session at Basford Community Centre. Increase in numbers attending sessions.</p> <p>To set up a drop in facility for 16-21 year olds at Heathfield CC.</p> <p>Community events throughout summer 2015.</p> <p>To empower young people in the area and encourage young people to take ownership of their community. Encourage volunteering from young people particularly at Heathfield CC.</p> <p>Build on this work to challenge ASB, health issues and employment opportunities.</p>	<p>Increase in numbers of young people participating in positive activities.</p> <p>Attendance and reduction in ASB reporting.</p> <p>Numbers attending.</p> <p>Monitor numbers young people attending forums and other ward based events.</p> <p>Events held in schools</p>	<p>Family Community Team</p> <p>NM/Heathfield CC</p> <p>NM</p> <p>FCT</p> <p>FCT/NM</p>
<p>Health</p>	<ul style="list-style-type: none"> <li>▪ <b>Healthy Eating and reducing childhood obesity</b></li> </ul>	<p>Healthy lifestyles and healthy eating through cooking activities at Children's Centre.</p> <p>Ridewise to work on a number of projects in the ward to encourage healthier way of travelling such as walking and cycling. As part of this we will engage with Ellis Guilford</p>	<p>Levels of childhood obesity</p> <p>Number of students taking up cycling.</p>	<p>Family Community Team</p> <p>Ridewise/NM</p>

		<p>School to encourage healthier options for travelling to school.</p> <p>Getting Active events to be planned in partnership with FCT, Decade of Better Health. This will involve healthy eating, physical activities and workshops.</p>		
Working	<ul style="list-style-type: none"> <li>▪ <b>To raise awareness of job opportunities and provide support to get people into employment.</b></li> </ul>	<p>NAT to promote citywide initiatives which include:</p> <ol style="list-style-type: none"> <li>1) Nottingham Jobs Fund</li> <li>2) Employer Hub</li> <li>3) Apprenticeship Hub</li> <li>4) Local Community Jobs fairs</li> </ol> <p>To support local career days at schools</p>	<p>To contribute to citywide targets</p> <p>Reduction in unemployment.</p>	Economic Development

# Basford Community Engagement

## Ward Walks

Area/ Estate	Date/ Time	Meeting Point
Heathfield Estate W	3 <sup>rd</sup> September	Junction of RR and Ventnor Rise
Heathfield Estate E	8 <sup>th</sup> October	Outside Heathfield School
Gayhurst Estate Area	19 <sup>th</sup> November	Junction of Park Lane and Selwyn Close

## Events Delivered

Event	Lead Partners	Date / Time	Venue
Vernon Park Summer Fun Day	LM	24 July	Vernon Park
Heathfield Park Summer Fun Day	HPCA/LM	28 July	Heathfield Park
HVRA Summer Fun Day	HVTRALM	1 August	Brooklyn Park
Stockhill Park Play Area Opening	SALTAR/Parks/LM	12 August	Stockhill Park
Basford Ward Forum	LM	23 Sep	Southwark School

## Community Meetings

Group	Date	Venue
Rosegay TRA	14 Sep	Southwark School
Highbury Vale TRA	7 Jul, 1 Sep	Our Ladies Church Hall
Heathfield CA	15 Jul, 9 Sep	Heathfield CC
SALTAR	28 Jul, 30 Sep	The Mill, Stockhill Pavilion
CBF Gymnasiums	15 Jul, 15 Sep	Henry Mellish Sports Centre
Friends of Vernon Park	9 Jul, 10 Sep	Vernon Park
Basford Flood Forum	13 Aug	Vernon Park Pavilion

## Future Events and Activities Planned

Event	Lead Partners	Date/ Time	Venue
Ward Forum	LM	16 Nov 2015	Southwark School
HV Christmas event	CBF/LM	TBC	Henry Mellish

# Basford Finance

<b>Ward Councillor Budgets</b>	
2015-2016 Allocation (inc c/f from 2014-15)	<b>£15,580</b>
Total Amount allocated this period	<b>£400</b>
Budget Remaining unallocated (inc. of 2014-15 allocation)	<b>£8,680</b>

<b>Area Capital Fund</b>	
Total Amount allocated this period	<b>£19,250</b>
Decommitted this period	<b>£0</b>
Budget Remaining unallocated (inc. of 2013-15 allocation)	<b>£87,014</b>

<b>Others – Section 106, NCH Environmentals</b>	
None this period	<b>£0</b>

This page is intentionally left blank

**Basford & Bestwood Area Committee – 25 November 2015**

**Police update: Quarter 2 – July to September 2015**

**Basford Ward**

Compared to the same time frame in 2014 we have a reduction in dwelling burglary with 8 fewer offences a reduction of nearly 20%. There are also reductions in robbery (down 12.5%) and ASB offences (down 8.8%).

There have been increases in violence, with 13 more offences, vehicle crime, up 12 offences, criminal damage, up 13 offences and theft offences, up 13 offences.

Highlights of NPT activity during this period include:

- August - discovered large cannabis grow at an address along Vernon Road valued at £30,000. CPS has confirmed a charge for production / intent to supply and the suspect will be attending court soon.
- Sept – prolific autocrime offender arrested and charged for a theft from a car in Basford, he was identified by leaving blood at the scene.
- Sept - Speed Op conducted around 20 mph zones on Bagnall Road, Bar Lane, Heathfield Road and Vernon Avenue. Only one person advised which shows people are taking notice of the speed limits as this is a vast improvement since the last operation.
- CPN notice issued for noise by CPO at an address on Basford.

The Community Priority continues to be off road bikes causing nuisance around the whole ward, one bike was seized by police. Rider ran off and could not be identified.

**Bestwood Ward**

Compared to the same time frame in 2014 we have a reduction in dwelling burglary with 14 fewer offences a reduction of 48%. There are also reductions in burglary other (sheds garages etc), criminal damage and drug offences.

There have been increases in violence, with 6 more offences. It is worth noting that 62% of violence offences are DV related. In addition, we have seen a number of dog bite injuries attracting assault numbers and 3 Police Officers have been assaulted.

Recorded sexual offences have also seen an increase, but it is worth noting that 7 are historical reports from the 70s and 80s.

Our main focus during this period has been on ASB. In July we saw successful use of dispersal powers and a 3G CCTV camera around Kyle View. However, we saw a move in the problem, firstly to the Elmbridge area then to the Chediston Vale Park area and the Ridgeway. A dispersal authority was successfully used around Elmbridge, with numerous breaches pursued through to summons, and the youths involved were also all visited at home, followed by warning letters. The youth service devised a program to deliver to a number of them and assisted. NCH have also assisted in home visits and warning letters. A number have now gone through the court and YOT are working with some

Also contributing to an increase in ASB figures are a few persistent noisy neighbour complaints, which in some cases generated daily calls. These have been passed to CP to lead on and the use of CPN warning notices have been utilised along with noise referrals.

During this period we have continued our 'street to street' initiative around Elmbridge and Chediston Vale and completed 64 surveys and promoting Neighbourhood Alert. This has deliberately been focussed around the areas affected by ASB with a view to increasing reporting and trust and confidence.

Recorded sexual offences have also seen an increase of 8, but it is worth noting that we are routinely seeing historic reports from the 70s and 80s.



**AREA 2 COMMITTEE 25<sup>th</sup> NOVEMBER 2015**

<b>Title of paper:</b>	AREA CAPITAL FUND - 2015/16 Programme	
<b>Director(s)/ Corporate Director(s):</b>	Dave Halstead Director of Neighbourhood Services	<b>Wards affected:</b> Basford & Bestwood
<b>Report author(s) and contact details:</b>	Dale Griffin Neighbourhood Development Officer - Bestwood Ward 0115 8833736 <a href="mailto:dale.griffin@nottinghamcity.gov.uk">dale.griffin@nottinghamcity.gov.uk</a>  Gursharan Singh Nijran Neighbourhood Development Officer - Basford Ward Tel 0115 8833734 <a href="mailto:gursharan.nijran@nottinghamcity.gov.uk">gursharan.nijran@nottinghamcity.gov.uk</a>	
<b>Other colleagues who have provided input:</b>	Nancy Hudson, Projects Officer, Highway Services Tel: 0115 8765633 <a href="mailto:nancy.hudson@nottinghamcity.gov.uk">nancy.hudson@nottinghamcity.gov.uk</a>	
<b>Date of consultation with Portfolio Holder(s) (if relevant)</b>		
<b>Relevant Council Plan Strategic Priority:</b>		
Cutting unemployment by a quarter		<input type="checkbox"/>
Cut crime and anti-social behaviour		<input checked="" type="checkbox"/>
Ensure more school leavers get a job, training or further education than any other City		<input type="checkbox"/>
Your neighbourhood as clean as the City Centre		<input checked="" type="checkbox"/>
Help keep your energy bills down		<input type="checkbox"/>
Good access to public transport		<input type="checkbox"/>
Nottingham has a good mix of housing		<input type="checkbox"/>
Nottingham is a good place to do business, invest and create jobs		<input checked="" type="checkbox"/>
Nottingham offers a wide range of leisure activities, parks and sporting events		<input checked="" type="checkbox"/>
Support early intervention activities		<input type="checkbox"/>
Deliver effective, value for money services to our citizens		<input checked="" type="checkbox"/>
<b>Summary of issues (including benefits to citizens/service users):</b>		
This report provides Councillors with: Latest spend proposals under the Area Capital Fund including highways and footways		
<b>Recommendation(s):</b>		
<b>1</b>	a) Note the Area Capital monies available to Bestwood and Basford as outlined in Appendix 1. b) That Area Committee approves the committed Area Capital schemes in Appendix 1.	

**1. REASONS FOR RECOMMENDATIONS**

- 1.1 The Nottingham LTP 2011-2026 maintains a commitment to deliver local transport improvements across Nottingham's Neighbourhoods and prioritises small scale transport improvements of importance to local communities.
- 1.2 As part of the budget process Nottingham City Council approved in March 2015 an LTP capital allocation of £1.25 million citywide between 2015-2016.
- 1.3 To give opportunity for the Area Committee to make comment on suggested schemes and their progress.

## **2. BACKGROUND (INCLUDING OUTCOMES OF CONSULTATION)**

- 2.1 The Area Capital Programme was established in 2006 to improve the environment of the neighbourhoods and to create a sense of place for residents in order to improve the quality of life of local people. The improvements that have been carried out to date using this programme, have included: footpaths, fences, visual enhancements to public realm, refurbishment of parks and improvements to public buildings.
- 2.2 Resources are allocated from the Nottingham City Council general fund, the Local Transport Plan (LTP) and from the Housing revenue Account. To achieve a joint approach to environmental improvements in neighbourhoods, a greater degree of flexibility has been established to prioritise and deliver improvements so that there is a synergy in local solutions for local issues across neighbourhoods.
- 2.3 The programme of works is a rolling programme. There have been instances where schemes are started, with strong community involvement and interest, only to be altered at a later stage due to changing circumstances such as economic conditions and changes in land values.
- 2.4 The Area Committee, particularly community representatives, are invited to comment specifically on those schemes identified in the proposals column and also to consider whether certain schemes can be linked to other programmes of work in order to generate best value and create a greater impact on the local area.

## **3. OTHER OPTIONS CONSIDERED IN MAKING RECOMMENDATIONS**

- 3.1 None

## **4. FINANCE COMMENTS (INCLUDING IMPLICATIONS AND VALUE FOR MONEY/VAT)**

- 4.1 Bringing together the various strands which form part of the Area Capital Programme enables the City Council to respond efficiently in delivering on public realm improvements as identified by local people.

## **5. LEGAL AND PROCUREMENT COMMENTS (INCLUDING RISK MANAGEMENT ISSUES, AND LEGAL, CRIME AND DISORDER ACT AND PROCUREMENT IMPLICATIONS)**

- 5.1 A risk register has been produced which is regularly monitored.

**6. EQUALITY IMPACT ASSESSMENT**

Has the equality impact been assessed?

Not needed (report does not contain proposals or financial decisions)

No

**X**

Yes – Equality Impact Assessment attached

Due regard should be given to the equality implications identified in the EIA.

**7. LIST OF BACKGROUND PAPERS OTHER THAN PUBLISHED WORKS OR THOSE DISCLOSING CONFIDENTIAL OR EXEMPT INFORMATION**

7.1 Highways Framework Agreement.

**8. PUBLISHED DOCUMENTS REFERRED TO IN COMPILING THIS REPORT**

8.1 Executive Board Report, 24 February 2015, as part of Item 15, Medium Term Financial Plan 2015/16-2017/18, under Annex 3, Capital Programme.

## Appendix 1

### Basford Area Capital 2015 - 2016 Programme

#### Basford LTP schemes

Location	Type	Councillor Prioritised / Area Committee Approved	Estimate	Estimated start date	Completed	Details
Bracknell Crescent/Hayling Drive	TRO	Approved September 2015	£7,000			Junction protection at the junction of Bracknell Cres / Hayling Dr to address parking issues at Whitemoor School - lead service: Traffic & Safety
Park Lane	Bollards	Approved June 2015	£3,000	tbc		Additional bollards outside Southwark School to prevent parking on the pavement - lead service: Traffic & Safety

Total LTP schemes\*

£10,000

#### Basford Public Realm schemes

Location	Type	Councillor Prioritised / Area Committee Approved	Estimate	Estimated start date	Completed	Details
Page 68 Sewyn Close	area improvement	Approved September 2015	£4,250			Additional contribution to Groundworks plan to include landscaping, parking spaces, fencing, space for communal use - lead service: Neighbourhood Services
Basford Ward trees	tree works	Approved June 2015	£5,000	tbc		Contribution to 3 year city-wide programme of felling inappropriately placed trees and replacement tree planting - lead service: Parks & Open Spaces

Total Public Realm schemes\*\*

£9,250

#### Basford Withdrawn schemes

Location	Type	Reason	Amount	Details

Total Decommited\*\*\*

£0

2015-2016 LTP allocation

£66,000

LTP carried forward from 2013-2015

£0

2015 - 2016 Public Realm allocation

£39,600

Public Realm carried forward from 2013-2015

£664

**Total Available 2015 - 2016 ACF**

**£106,264**

\*Less LTP schemes

- £10,000

**Less Public Realm schemes	-	£9,250
***Decommitted funds	+	£0
<b>Remaining available balance</b>		<b>£87,014</b>
LTP element remaining		£56,000
Public Realm element remaining		£31,014

**Bestwood Area Capital 2015 - 2016 Programme**

**Bestwood LTP schemes**

Location	Type	Councillor Prioritised / Area Committee Approved	Estimate	Estimated start date	Completed	Details
Bestwood street name plates	SNP	Approved June 2015	£1,364	July 2015	31/08/15	Provide/replace street name plates at Crossfield Drive, Bala Drive, Belsay Road and Farr Row - lead service: Highway Maintenance
Bestwood Park Drive 1	footpaths	Approved June 2015	£45,818	August 2015	Yes	Footpath resurfacing on Bestwood Park Drive from Tregarth Square to Deer Park Drive - lead service: Highway Maintenance
Pedmore Valley	footpaths	Approved June 2015	£15,565	September 2015	Yes	Footpath resurfacing on Pedmore Valley from steps area to Walgrave Walk - lead service: Highway Maintenance

Total LTP schemes\* £62,747

**Bestwood Public Realm schemes**

Location	Type	Councillor Prioritised / Area Committee Approved	Estimate	Estimated start date	Completed	Details
Bestwood Ward trees	tree works	Approved June 2015	£5,000	tbc		Contribution to 3 year city-wide programme of felling inappropriately placed trees and replacement tree planting - lead service: Parks & Open Spaces
Leybourne Drive	area improvement	Approved June 2015	£50,000	tbc		Contribution to public realm improvement scheme in partnership with NCH - lead service: NCH
Eden Glade	area improvement	Approved June 2015	£12,000	<i>decommitted</i>		Contribution to consultation and feasibility study into the environmentally-friendly development of the Eden Glade site - lead service: TBC

Total Public Realm schemes\*\* £67,000

**Bestwood Withdrawn schemes**

Location	Type	Reason	Amount	Details
Eden Glade	area improvement	scheme not now going ahead	£12,000	

Total Decommited\*\*\* £12,000

2015-2016 LTP allocation £78,000

LTP carried forward from 2013-2015 £0

2015 - 2016 Public Realm allocation £46,850

Public Realm carried forward from 2013-2015 £32,182

<b>Total Available 2015 - 2016 ACF</b>		<b>£157,032</b>
*Less LTP schemes	-	£62,747
**Less Public Realm schemes	-	£67,000
***Decommitted funds	+	£12,000
<b>Remaining available balance</b>		<b>£39,285</b>
LTP element remaining		£15,253
Public Realm element remaining		£24,032

This page is intentionally left blank



**AREA 2 COMMITTEE 25<sup>TH</sup> NOVEMBER 2015**

<b>Title of paper:</b>	Area Committee Finance and Delegated Authority – Q2 July to September 2015	
<b>Director(s)/ Corporate Director(s):</b>	Dave Halstead Director of Neighbourhood Services	<b>Wards affected:</b> Basford and Bestwood
<b>Report author(s) and contact details:</b>	Dale Griffin Neighbourhood Development Officer - Bestwood Ward 0115 8833736 <a href="mailto:dale.griffin@nottinghamcity.gov.uk">dale.griffin@nottinghamcity.gov.uk</a>  Gursharan Singh Nijran Neighbourhood Development Officer - Basford Ward Tel 0115 8833734 <a href="mailto:gursharan.nijran@nottinghamcity.gov.uk">gursharan.nijran@nottinghamcity.gov.uk</a>	
<b>Other colleagues who have provided input:</b>	Anita Winter Accountancy Support Officer - Finance <a href="mailto:anita.winter@nottinghamcity.gov.uk">anita.winter@nottinghamcity.gov.uk</a> Tel 0115 8763714	
<b>Date of consultation with Portfolio Holder(s) (if relevant)</b>	Not relevant	
<b>Relevant Council Plan Strategic Priority:</b>		
Cutting unemployment by a quarter		<input type="checkbox"/>
Cut crime and anti-social behaviour		<input checked="" type="checkbox"/>
Ensure more school leavers get a job, training or further education than any other City		<input type="checkbox"/>
Your neighbourhood as clean as the City Centre		<input checked="" type="checkbox"/>
Help keep your energy bills down		<input type="checkbox"/>
Good access to public transport		<input type="checkbox"/>
Nottingham has a good mix of housing		<input type="checkbox"/>
Nottingham is a good place to do business, invest and create jobs		<input type="checkbox"/>
Nottingham offers a wide range of leisure activities, parks and sporting events		<input checked="" type="checkbox"/>
Support early intervention activities		<input checked="" type="checkbox"/>
Deliver effective, value for money services to our citizens		<input checked="" type="checkbox"/>
<b>Summary of issues (including benefits to citizens/service users):</b>		
This report advises the Area 2 Committee of the use of delegated authority by the Director of Communities and provides an up to date finance report.		
<b>Recommendation(s):</b>		
<b>1</b>	That the Area Committee note the actions agreed by the Director of Neighbourhood Services in respect of projects and schemes within Area 2, detailed in Appendix A and B, and note the new allocations for 2015-2016 of £5,000 for each Councillor.	

**1. REASONS FOR RECOMMENDATIONS**

- 1.1 Records detailing Members' spending decisions and consultation are shown in the attached Appendix. In accordance with the Constitution the Area Committee is

required to note spending decisions taken by Ward Members. This report outlines the spending decisions for the current financial year for the quarter July to September 2015.

## **2. BACKGROUND (INCLUDING OUTCOMES OF CONSULTATION)**

- 2.1 This action follows the arrangements established by the Executive Board to allow for spending approvals through individual Members budget allocations and Area Committee Finances.

## **3. OTHER OPTIONS CONSIDERED IN MAKING RECOMMENDATIONS**

- 3.1 Not to provide the funding outlined in Appendix 1 but the funding requested will provide additional services or benefit to residents of Bestwood and Basford wards.

## **4. FINANCE COMMENTS (INCLUDING IMPLICATIONS AND VALUE FOR MONEY/VAT)**

- 4.1 Members had an individual allocation for 2015/16 of £5,000.
- 4.2 The full balance has not been allocated. Further projects will be reported to a subsequent committee.

## **5. LEGAL AND PROCUREMENT COMMENTS (INCLUDING RISK MANAGEMENT ISSUES, AND LEGAL, CRIME AND DISORDER ACT AND PROCUREMENT IMPLICATIONS)**

- 5.1 These arrangements provide transparency and regulation to the spending of individual Member's allocation.
- 5.2 The funds allocated by Area Committee are used to address diverse needs from various sections of the community and reduce inequalities.

## **6. EQUALITY IMPACT ASSESSMENT**

Has the equality impact been assessed?

Not needed (report does not contain proposals or financial decisions) **X**

No

Yes – Equality Impact Assessment attached

Due regard should be given to the equality implications identified in the EIA.

## **7. LIST OF BACKGROUND PAPERS OTHER THAN PUBLISHED WORKS OR THOSE DISCLOSING CONFIDENTIAL OR EXEMPT INFORMATION**

- 7.1 Delegated authority for each scheme listed in Appendix A is held by the Committee Section.

## **8. PUBLISHED DOCUMENTS REFERRED TO IN COMPILING THIS REPORT**

Executive Board – 20 May 2008 – Ward Member Budgets

## APPENDIX A

### Basford Ward Budget Allocations 2015/16

<b>Allocated Schemes: Basford Ward</b>	<b>Councillor(s)</b>	<b>Amount (total)</b>
Basford Library Notice Board	Arnold, Norris and Ottewell	£1,500
Vernon Park Summer Fun Day	Arnold, Norris and Ottewell	£1,500
Heathfield Over 16's Summer Programme	Arnold, Norris and Ottewell	£1,000
SALTAR Summer 2015 Programme	Arnold, Norris and Ottewell	£1,000
Heathfield Summer 2015 Programme	Arnold, Norris and Ottewell	£1,000
Zodiac All Stars Carnival Troupe	Arnold, Norris and Ottewell	£500
Boots Linear Netball Club	Arnold, Norris and Ottewell	£400

Balance brought forward 2015/16	£580
Allocation 2015/16	£15,000
Total available allocation	£15,580
<b>Total allocated at 30/09/2015</b>	<b>£6,900</b>
<b>Total unallocated at 30/09/2015</b>	<b>£8,680</b>

<b>Schemes committed but not allocated</b>		
Highbury Vale planting on Brayton Crescent Phase 2	Arnold, Norris and Ottewell	£450
Notice board for Bagthorpe allotments	Arnold, Norris and Ottewell	£300
<b>TOTAL</b>		<b>£750</b>

## **APPENDIX B**

### **Bestwood Ward Budget Allocations 2015/16**

<b>Allocated Schemes: Bestwood Ward</b>	<b>Councillor(s)</b>	<b>Amount (total)</b>
Bestwoods Got Talent 2016	Grocock, Smith and Wildgust	£200
Carers Roadshow	Grocock, Smith and Wildgust	£500
Christmas Lights 2015	Grocock, Smith and Wildgust	£16,000
Sharewear Clothing Scheme Rent	Grocock, Smith and Wildgust	£1500
The People's Church Chairs	Grocock, Smith and Wildgust	£4905
Southglade Park Live 2016	Grocock, Smith and Wildgust	£1500

<b>Schemes to be de-committed: Bestwood Ward</b>	<b>Councillor(s)</b>	<b>Amount (total)</b>
Nottingham African Women Empowerment Forum base development	Grocock, Smith and Wildgust	£1,475

Balance Brought forward 2015/16	£18,466
Allocation 2015/16	£15,000
Total Available Allocation	£33,466
Total de-committed	£1,475
<b>Total allocated at 30/09/2015</b>	<b>£24,605</b>
<b>Total unallocated at 30/09/2015</b>	<b>£10,336</b>

<b>Schemes committed but not allocated</b>	<b>Councillor(s)</b>	<b>Amount (total)</b>
Bestwood Community Brochure	Grocock, Smith and Wildgust	£452
	<b>Total</b>	<b>£452</b>

# RightTrack



## In The Community

### Area 2 July - September 2015

#### Introduction

This is our quarterly report covering July 2015 to September 2015.

We are continuing to provide job clubs with the ongoing support from the Library Services, even after the funding has stopped

We are looking to create improved links with the Family and Children teams to promote education.

The Community associations are working tirelessly to become sustainable and are providing excellent facilities within their community.

As an organisation we are building links across Youth Services through the Youth Forum bringing together delivery organisations, the first meeting has gone ahead and we are looking at how best to move forward.

The Lifelong Learning Forum held its first meeting on the 3<sup>rd</sup> June with the second planned in for the New Year looking at the area offers for people looking to get back into work or training.

A number of fantastic events occurred over the quarter bringing together many local organisations, highlight events being:

- Vernon Park Community Event organised by Gursharan Nijran (NDO)
- Kerry & Anne put on an amazing Fun Day at Heathfield Community centre supported by NCC and Right Track
- Sharon put together a fantastic fun day at Bestwood Estate Community Centre
- Leen Valley Fun Day organised by Melvin and the team was very well attended and everyone enjoyed the day

## **COMMUNITY ASSOCIATIONS**

Each quarter we hold a meeting with NDO's for the area to look at how we as a group could better support the centres and what issues they had.

Over the quarter we worked with a number of centres looking at how they could better achieve sustainability.

All Community Associations will receive their grant funding in this quarter.

The Community Associations are working well to continue to develop sustainability and are improving their number of people accessing the centres.

As a brief overview, Bestwood Estate opened their community café in September, Bestwood Park are running successfully bingo, Leen Valley had there Fun Day and a trip to York and Heathfield continue to run their Youth Sessions.

## **Youth Activity**

Our targeted work this quarter has been focused on ASB.

Monday nights we work out of Heathfield Park taking full advantage of the facilities including the Community Centre, our activity is to reduce ASB and give the local young people somewhere to go.

We do Cookery, sports and craft works. This session is regularly seeing between 20-30 young people. We work with young people aged 8 – 16.

We can now take the opportunity to look at our overall provision where we sit within the wider offer and how we can better improve our service.

We are developing a full framework aimed at following young people through and past school, we will look at 6-9, 10-13 and 14+ framework, we already have local schools on board.

In terms of activity over the quarter we have:

- Monday nights we are at Heathfield Community Centre
- Tuesdays Henry Mellish Sports Centre
- Wednesday, Thursday & Friday we are at William Olds
- Thursday & Friday we work at the Ridge

Good News Story from Bestwood



**'Their confidence has increased as they are now able to share their ideas, communicate more clearly and be more creative collaboratively with their peers.'**

**From Nottingham City Youth & PlayTeam about the young people attending our partnership work.**

### **Diversionsary Outcomes**

Outputs	Quarter	
	Target	Actual
Number of Unique People Engaged	16	283
Average cost per person per hour	£7.30	£1
Number of Hours per person	33	38
Total Amount of Activity Hours	528	7,447

### **Targeted Outcomes**

Outputs	Quarter	
	Target	Actual
Number of Unique People Engaged	10	16
Average cost per person per hour	£11.33	£1
Number of Hours per person	20	90
Total Amount of Activity Hours	200	1440

## Youth Contract

The outcomes from the project in specific wards are:

<b>Bestwood Ward</b>				
<b>Starts</b>	<b>On Training</b>	<b>Work Placement</b>	<b>Jobs</b>	<b>College</b>
<b>71</b>	<b>48</b>	<b>20</b>	<b>25</b>	<b>0</b>
<b>Basford Ward</b>				
<b>Starts</b>	<b>On Training</b>	<b>Work Placement</b>	<b>Jobs</b>	<b>College</b>
<b>56</b>	<b>40</b>	<b>12</b>	<b>21</b>	<b>0</b>

(learners on training may also count in work placement if they have completed both)

A young person engaged on the Step into work programme who for a while had disengaged from other activities and agencies. Initially the young person had suffered from major breakdown through relationship issues with both his father and partner. They were also really low on confidence which was not helped by being turned down for a job because of his tattoos which are very visible. After much support from both RT and JCP Station St, the young person has secured employment at GM Environmental Services as a Labourer. His partner is expecting their first baby soon as well.

Our local Job Club runs from Bestwood Community Centre and we are planning with the library services to run from Basford Library.

We are currently seeking self referrals to increase uptake on the programme. To achieve this we have:

- Handed out leaflets in Bestwood and Basford
- Attending local events
- Provided local businesses with Posters to display
- Engaged with the Probation Service.
- Family & Community Teams

## Conclusion

Work in the Area continues to be well-received. Given the level of additional funding brought into the area and the lack of any administration or management charges made to the Area Based Grants contract, we believe that our work represents excellent value for money. We welcome any further comments/suggestions for improvements to our work in the area.