

<b>Title of paper:</b>	CYPP: Attendance Improvement Priority	
<b>Report to:</b>	Children's Partnership Board	
<b>Date:</b>	19/03/2014	
<b>Relevant Director:</b>	Dr Tim O'Neill	<b>Wards affected:</b> All
<b>Contact Officer(s) and contact details:</b>	Mark Andrews Head of Service - Family Community Teams (North) Children and Families   Nottingham City Council LH Box 32   Loxley House   Station Street   Nottingham   NG2 3NG	
<b>Other officers who have provided input:</b>	Ian Hays, Principal Analyst, Quality & Commissioning, Nottingham City Council.	
<b>Relevant Children and Young People's Plan (CYPP) objectives(s):</b>		
<b>Stronger safeguarding</b> – With a key focus on ensuring that there are high standards of safeguarding across all agencies and that the Partnership takes a pro-active approach to the elimination of domestic violence.		
<b>Healthy living</b> – With a key focus on increasing the proportion of children and young people who have a healthy weight.		
<b>Reducing substance misuse</b> – Partnership work to lessen the impact on children of parental drug and alcohol misuse and to reduce drug and alcohol misuse amongst children and young people.		
<b>Raising attainment</b> – Raising the attainment levels and increasing engagement in employment, education and training.		
<b>Improving attendance</b> – Improving rates of attendance at both Primary and Secondary as a key foundation of improving outcomes.		✓
<b>Summary of issues (including benefits to customers/service users):</b>		
<p>The following report highlights the progress in improving schools attendance as a key priority of the CYPP. The work that has been undertaken, the impact this has had and further planned work.</p>		
<b>Recommendations:</b>		
1	For the board to note the contents of the report.	

# 1. BACKGROUND AND PROPOSALS

## (Explanatory detail and background to the recommendations)

Children and Young People Plan (CYPP) in Nottingham City for 2010-2014 set out the priorities across all partners responsible for providing services to children and young people, our objectives and how we will deliver them. One of the key strategic priorities was to improve attendance and the following is an update on work that has been undertaken, the impact this has had and further planned work.

The CYPP sets out that in the priority to improve attendance, we will:

- Assist work to challenge parental attitudes to school absence, particularly in primary schools
- Support measures to reduce the level of disaffection amongst secondary pupils with additional needs so this does not lead to persistent absence in later years and
- Review the outcome of public consultation on changes to the school year, in view of its potential to influence school absentee rates.

Against this plan and these commitments we have taken the following action as a partnership:

- Schools are prioritising attendance together locally and are funding / sharing resources, such as family support workers or school attendance officers, to address the priorities for their family of schools
- Implemented the City's School's Common Attendance Protocol to ensure common practice is being embedded by Nottingham schools
- Improved neighbourhood problem analysis & focused initiatives on priority groups
- Implementation of a new Colleague 'check and challenge' practice guide to ensure consistent challenge to parents in all settings, including community protection
- Improved court action on attendance cases including increased use of aggravated offence
- CAF assessment undertaken with all persistent absentees who are referred to Family Community Teams
- EWO's offer improved fast track attendance process, including referral at 10% absence
- Implemented the Priority Families programme with a key focus on attendance
- Council led multi-agency interventions with primary schools struggling to improve their attendance
- New School holiday format has now been introduced.

This has resulted in improvements in attendance as a City since the 2010/11 school year when the Children and Young Peoples Plan was launched. The following table shows the improvement since 2010/11.

	<b>Overall Absence</b>		<b>Improvement</b>
	2010-11	2012-13	
<b>Secondary</b>	8.09%	6.99%	14%
<b>Primary</b>	6.40%	5.58%	13%
	<b>Persistent Absence</b>		
	2010-11	2012-13	
<b>Secondary</b>	13.83%	8.86%	36%
<b>Primary</b>	9.09%	5.12%	44%

The improvement in overall absence across both secondary and primary phases equates to an extra 4 days being attended by every pupil. For persistent absence this equates to 1058 pupils who are no longer classed as persistent absentees. Nottingham is now below the 6% manifesto pledge for primary schools absence, 78% of primary schools now have an absence rate below this original target and over a third have met the new stretch target. However as of the autumn and spring term

release Nottingham Primary phase was ranked 149 out of 152 for overall absence and 151 for persistent absence.

Also only half of all secondary schools improved their overall absence this year, although this did include 3 of the 7 secondary schools with recent poor Ofsteds. Despite being close to the city target only 6 schools out of the 14 schools have actually met the City target. As of the autumn and spring term release Nottingham Secondary phase was ranked 141 out of 152 for overall absence and 142 for persistent absence despite 10 of the 14 secondary schools improving.

In response there has been a refresh of the city action plans, which now includes plans for a new campaign, integration of attendance into the city secondary school partnership's behaviour strategy and the establishment of a challenge board with an attendance improvement work stream.

## **2. RISKS**

**(Risk to the CYPP, risk involved in undertaking the activity and risk involved in not undertaking the activity)**

N/A

## **3. FINANCIAL IMPLICATIONS**

N/A

## **4. LEGAL IMPLICATIONS**

N/A

## **5. CLIENT GROUP**

**(Groups of children, young people or carers who are being discussed in the report)**

All children who are absent from school

## **6. IMPACT ON EQUALITIES ISSUES**

**(A brief description on how many minority groups are being engaged in the proposal and how their needs are being met: This section includes traveller and refugee families. The themes of the Shadow Boards – children and young people; parents and carers; equalities issues and the voluntary and community sector should be considered here.)**

N/A

## **7. OUTCOMES AND PRIORITIES AFFECTED**

**(Briefly state which of the CYPP objectives and priorities will be affected)**

Strategic Objective 4. Achievement. All children and young people will leave school with the best skills and qualifications they can achieve and will be ready for work or further learning.

## **8. CONTACT DETAILS**

Mark Andrews

Head of Service - Family Community Teams (North)

Children and Families | Nottingham City Council

LH Box 32 | Loxley House | Station Street | Nottingham | NG2 3NG

# Attendance Improvement



## **Attendance improvement action**

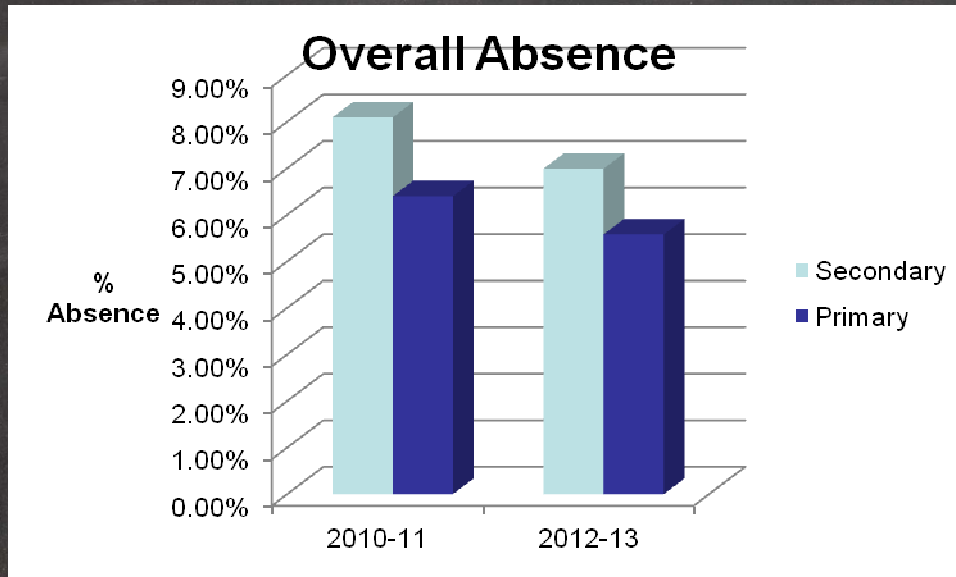
**One of the key strategic priorities of the Children and Young People's Plan in Nottingham City for 2010-2014 was to improve attendance**

**Against this plan and these commitments we have taken the following action as a partnership:**

- Schools are prioritising attendance together locally and are funding / sharing resources, such school attendance officers***
- Implemented the City's School's Common Attendance Protocol***
- Improved neighbourhood problem analysis***
- Implementation of a new Colleague 'check and challenge' practice guide to ensure consistent challenge***
- Improved court action on attendance cases***
- CAF assessment undertaken with all persistent absentees***
- EWO's offer improved fast track attendance process***
- Implemented the Priority Families programme with a key focus on attendance***
- Council led multi-agency interventions with priority primary schools***
- New School holiday format has now been introduced***

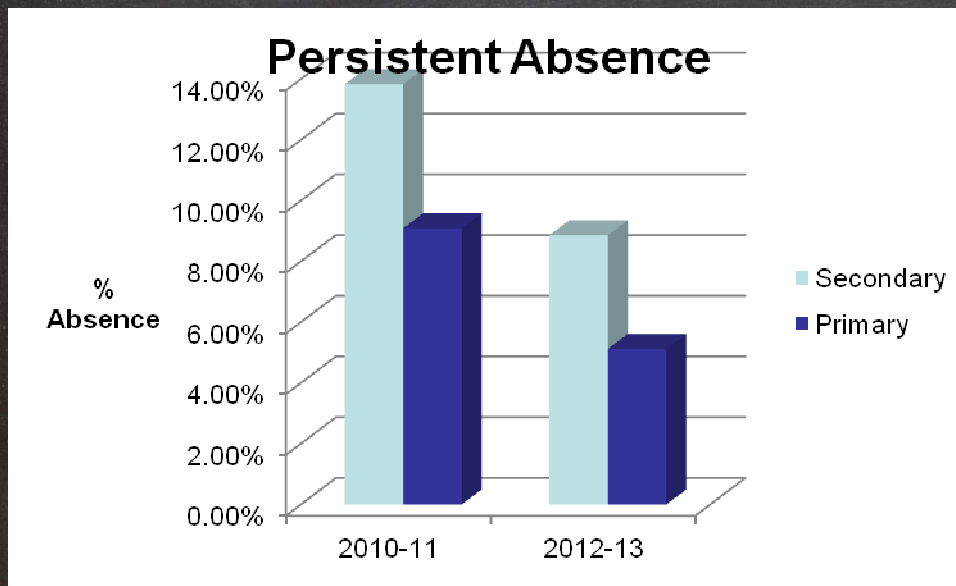


# Attendance is improving



14% improvement in Secondary and 13% improvement in primary.

Across both phases this equates to an extra 4 days being attended by every pupil.



36% improvement in Secondary and 44% improvement in primary.

Across both phases this equates to 1058 pupils who are no longer classed as persistent absentees

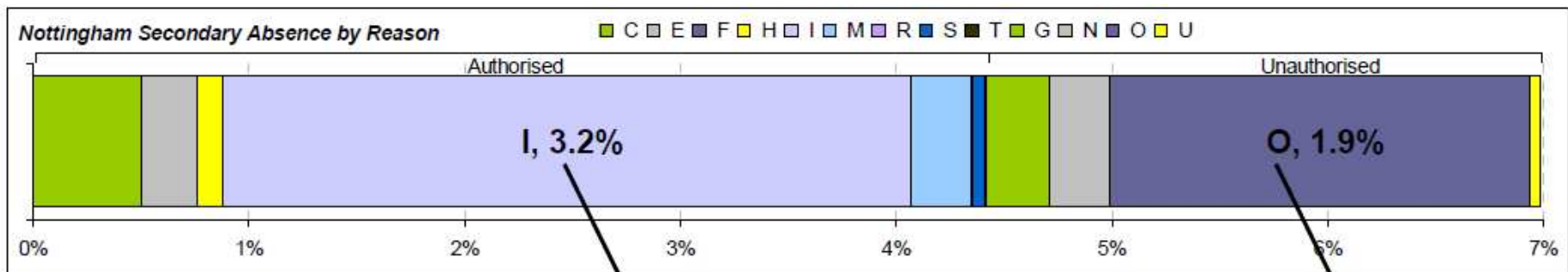
# But it's still not improved enough...

- The autumn and spring term release for Nottingham Primary phase was ranked 149 out of 152 for overall absence and 151 for persistent absence.
- Nottingham Secondary phase was ranked 141 out of 152 for overall absence and 142 for persistent absence despite 10 of the 14 secondary schools improving

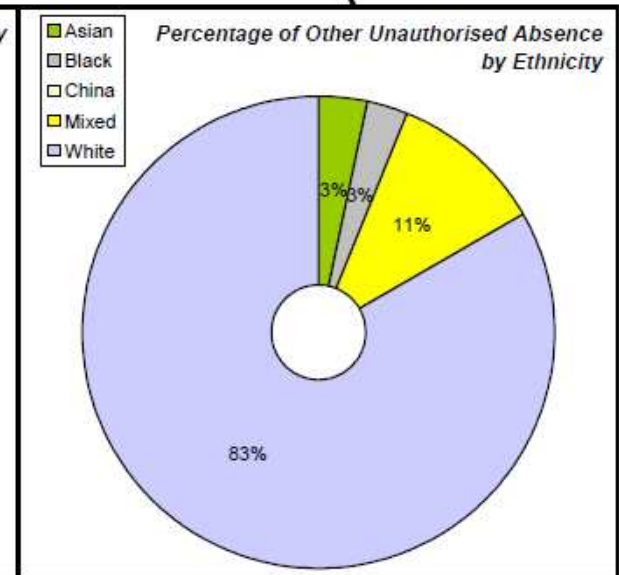
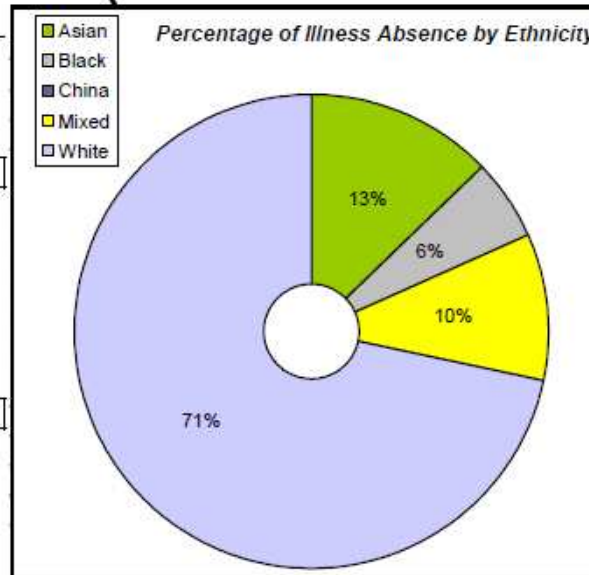


# Why are pupils not attending school?

The graphs below provide quantitative data revealing the reasons which get recorded for each absence



CODE	DESCRIPTION
C	Other Authorised Circumstances
E	Excluded (no alternative provision made)
F	Extended family holiday (agreed)
H	Family holiday (agreed)
I	Illness (NOT medical or dental etc. appts)
M	Medical/Dental appointments
R	Religious observance
S	Study leave
T	Traveller absence
G	Family holiday (NOT agreed or days in excess)
N	No reason yet provided for absence
O	Other Unauthorised absence
U	Late (after registers closed)

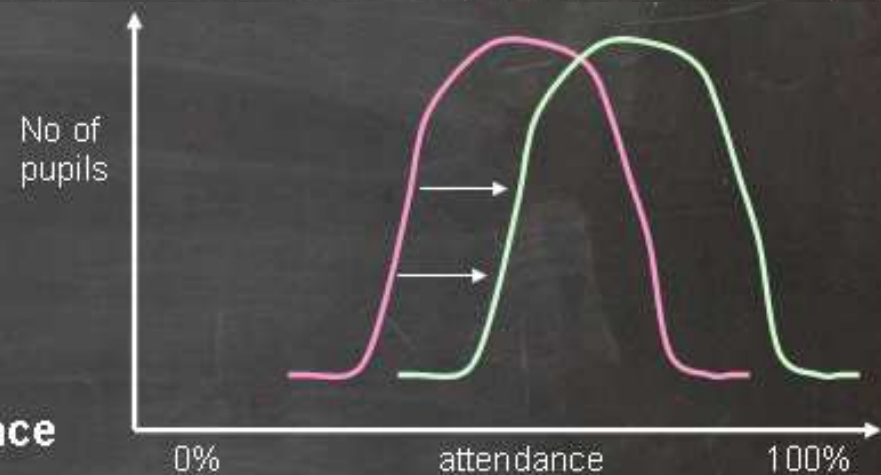




## What needs to be done?

To **improve the attendance figures** we need to increase attendance from **both**:

- 1) the hard core of **Persistently Absent AND**
- 2) the majority of pupils with **standard absence**



In response there has been a refresh of the city action plans, which now includes:

- Plans for a new campaign
- Integration of attendance into the city secondary school partnership's behaviour strategy
- The establishment of a challenge board
- The establishment of a new attendance task and finish group reporting to the challenge board
- The establishment of a new attendance improvement network