


# Public Document Pack



## Nottinghamshire and City of Nottingham Fire and Rescue Authority Community Safety Committee

**Date:** Friday, 17 June 2022      **Time:** 10.00 am

**Venue:** Nottinghamshire Fire and Rescue Service Joint Headquarters - Sherwood Lodge, Arnold, Nottingham, NG5 8PP

**Members are requested to attend the above meeting to be held at the time, place and date mentioned to transact the following business**

A handwritten signature in black ink, appearing to read 'M. P. Davey'. The signature is written in a cursive, flowing style.

**Clerk to the Nottinghamshire and City of Nottingham Fire and Rescue Authority**

<b>Agenda</b>	<b>Pages</b>
<b>1 Apologies for Absence</b>	
<b>2 Declarations of Interests</b>	
<b>3 Minutes</b> Minutes of the meeting held on 1 April 2022, for confirmation	3 - 10
<b>4 Service Delivery Performance Report</b> Report of the Chief Fire Officer	11 - 24

**Any councillor who is unable to attend the meeting and wishes to submit apologies should do so via the Personal Assistant to the Chief Fire Officer at Fire and Rescue Service Headquarters on 0115 8388900**

**If you need any advice on declaring an interest in any item above, please contact the Governance Officer shown on this agenda before the day of the meeting, if possible**

Governance Officer:           Adrian Mann  
  0115 8764468  
  [adrian.mann@nottinghamcity.gov.uk](mailto:adrian.mann@nottinghamcity.gov.uk)

The agenda, reports and minutes for all Community Safety meetings can be viewed online at: <https://committee.nottinghamcity.gov.uk/ieListMeetings.aspx?CId=215&Year=0>

If you would like British Sign Language interpretation at the meeting, please contact the Service at least two weeks in advance to book this, either by emailing [enquiries@notts-fire.gov.uk](mailto:enquiries@notts-fire.gov.uk) or by text on SMS: 0115 824 0400



## Nottinghamshire and City of Nottingham Fire and Rescue Authority

### Community Safety Committee

Minutes of the meeting held at Joint Fire/Police HQ - Sherwood Lodge, Arnold, Nottingham, NG5 8PP on 1 April 2022 from 10.06am - 11.15am

#### Membership

##### Present

Councillor Jason Zadrozny (Chair)  
Councillor Scott Carlton  
Councillor Eddie Cubley  
Councillor Patience Uloma Ifediora  
Councillor Nick Raine (minutes 23-25 inclusive)

##### Absent

Councillor Nicola Heaton,  
Councillor Toby Neal

#### Colleagues, partners and others in attendance:

Craig Parkin – Deputy Chief Fire Officer  
Mick Sharman - Assistant Chief Fire Officer  
Bryn Coleman - Area Manager- Head of Prevention and Protection  
Catherine Ziane-Pryor - Governance Officer

### 20 Apologies for Absence

Councillor Toby Neal - other City Council business  
Councillor Nicola Heaton (Councillor Patience Uloma Ifediora substituting)

### 21 Declarations of Interest

None.

### 22 Minutes

The minutes of the meeting held on 8 January 2021 were confirmed as a true record and will be signed by the Chair.

### 23 Service Delivery Performance Report

Prior to consideration of the item, representatives of the Fire Brigade Union (FBU) were invited to present the following questions:

- 1) The availability figures for appliances such as Hucknall and Eastwood to name a few may appear to be high according to this report. However, on an ever-

increasing frequency, these appliances are being used to provide standby cover at Ashfield fire station leaving Hucknall and Eastwood along with other areas without any fire cover. If an incident occurs in their own station area, then the public will have a delayed response to any incident, putting lives at risk. Are the Fire Authority prepared to continue taking this risk to support a failing Day Shift crewing model at Ashfield?

To which the Chair responded:

Operational response for the city and county is balanced across and provided by all stations and further supported through cross border mutual assistance and is therefore not reliant upon the closest station in isolation. The Service is well practiced in routinely deploying its resources flexibly to ensure that appropriate cover is maintained. This may be to deal with the unavailability of Whole-time as well as On-Call appliances, or indeed large and protracted incidents. Management continues to work with the workforce and representative bodies to ensure that all response appliances, including the 18 On-Call, are as available as is practicable, but recognises the national as well as local challenge for the On-Call system.

- 2) When Day Shift Crewing (DSC) was implemented by this authority, the residents in the affected areas were told that this would not result in a reduction in fire cover.

The figures published by the service show that where there used to be a whole-time appliance at Ashfield & Retford, which provided almost unbroken 24hour cover, 365days of the year. This has now been replaced by an on-call appliance, providing an inferior level of fire cover.

In simple terms, both of Ashfields appliances are unavailable between the hours of 18:00-08:00 for an accumulative total of over 562 hours or 40, 14 hour shifts over the course of a year.

Both of Retford's appliances are unavailable between the same times for a total of over 970 hours or 69, 14-hour shifts.

Given the recent Fire deaths in Ashfield, the statistics provided by the service, and the recent recommendations set out in the fire cover review, specifically in relation to DSC stations. Will this authority commit to reversing the changes at the affected DSC stations, fulfilling its commitment to the public as agreed by consultation to maintain and not reduce the level of fire cover at DSC stations?

To which the Chair responded:

The introduction of day shift crewing was implemented in response to continued reductions in the Services budget and followed a public consultation exercise. Those financial pressures continue for Nottinghamshire as it implements the 2022-2025 Community Risk Management Plan (CRMP). The On-Call system covers the majority of the United Kingdom land mass and is underpinned by the great dedication of all those who work for Nottinghamshire Fire & Rescue Service. The majority of response cover in Nottinghamshire is provided by the On-Call model, which is recognised as challenging, but not considered as inferior.

It must also be recognised that the recent tragic incidents in the area were responded to within the standards set by the Authority, and once again underpins the strong need to focus upon prevention activities to drive down risk.

Operational Response, through the Strategic Assessment of Risk, is just one element of the services delivered to communities, alongside Prevention and Protection aimed at keeping them safe from fire.

Any future changes to the delivery model will need to balance all those community services and be delivered within the financial resources available to the Authority. Given the global economic climate, this will no doubt be a challenge, and the Authority will continue to work with the workforce and communities to drive down risk and makes communities safer.

In a personal capacity, as a resident and elected representative for Ashfield, the Chair reminded the committee that in 2018 he had voted against the On-Call crewing of Ashfield Fire Station, and his opinion has not changed. The area experiences bespoke challenges and it is his belief that Ashfield and the wider service is best served by whole-time crew. However, the pressure on budgets is recognised. During the summer he is due to meet again with the Chair of the Authority, Chief Fire Officer, Ashfield Station firefighters and representatives of the FBU to discuss the outcome of a review of the Response capability of the Service, including Ashfield, a report on which will be submitted to the Fire Authority meeting in the Autumn.

Mick Sharman, Assistant Chief Fire Officer, and Bryn Coleman, Area Manager- Head of Prevention and Protection, presented the report which provides an overview of performance for the year to date from 28 February 2021.

The following points were highlighted:

- a) performance and activity are within expected parameters;
- b) there has been reduction in unwanted fire signals (UwFS), but incidents are still too frequent so there is a challenging target to reduce numbers by 33%;
- c) the Service is performing well with an average attendance time of 7:49 minutes;
- d) On-Call availability averaged 81.6%, which is below the Service's target of 85%. Recruitment issues remain at Southwell Fire Station, which achieved 67% availability, whilst firefighters at Bingham and Eastwood Fire Stations left the service so recruitment in these areas is underway. Warsop, Stapleford and Hucknall Fire Stations achieved an impressive 97% availability;
- e) paragraph 2.7 of the report provides a summary of performance for 999 calls answered within seven seconds, and shows a drop in performance, but all of the highest priority calls were responded to within the target;
- f) a hardware restructure of the mobilising system is predicted to improve mobilising system availability;
- g) in excess of 13,000 Safe and Well visits have been completed as of yesterday and the fixed term contracts of five additional safe and well operatives have now finished;

- h) the offer of Safe and Well visits has will be expanded beyond vulnerable person for persons to include every person in a property;
- i) 82% of all properties visited did have a smoke/ fire alarm;
- j) prevention approaches are tailored to respond to the community needs with individual Community Safety Area Prevention Plans;
- k) safety education packages are available for presentation within mainstream schools, and work is underway to identify 'risky schools' which will be directly targeted with intervention activity during 2022/23;
- l) for the period 1 April 2021 to 28 February 2022, the protection department undertook the following activities:
  - i. 509 pre-planned inspections of non-domestic premises with 106 follow up inspections;
  - ii. 105 Business Safety Checks (Short Audits);
  - iii. 223 Specifics;
  - iv. 196 post fire inspections;
  - v. 210 Complaints against buildings;
  - vi. 11 Enforcement Notices served;
  - vii. 7 Prohibition Notices served;
  - viii. 715 Building regulation consultations with local authority building control or approved inspectors;
  - ix. 309 Licencing consultation;
  - x. 94 other consultations with agencies including Ofsted and the Care Quality Commission.
- m) where unwanted fire signals (UwFS) happen, the Service writes to the establishment and will visit in person after 4 instances and a require a full audit of the premises after 6 incidents. There was a significant drop in UwFS during COVID lockdown, but incidents have now returned to their pre-covid levels;
- n) hospitals are the worst offenders for UwFS but are also the biggest risk, so Fire Protection Officers work closely with hospitals to reduce occurrences;
- o) this Service was highlighted as an example of best practice for its collaborative work with Nottingham City Council with the Joint Audit and Inspection Team (JAIT) which currently examines high rise buildings for safety issues, and is aiming to include medium rise (11-18 meter) properties;
- p) it is anticipated that realistically, at current capacity, it will take several years of work to safety audit all current medium and high-rise residential properties within the city and county;
- q) Nationally, building safety issues are a legacy which will take time to resolve;
- r) as a result of the Grenfell Tower fire, the Building Safety Act is anticipated to come into force in mid-to-late 2023 and will place further burdens of fire safety and prevention responsibility on the Fire Service;

- s) there needs to be a holistic approach across all partners to fire safety and prevention.

Committee members' questions were responded to as follows:

- t) the number deliberate fires peaked during an especially warm period just as COVID restrictions were lifted. This included secondary fires of grassland, particularly on Oaktree Lane Estate in Mansfield. Any extreme weather increases Fire Service activity but the Service will also be promoting the 'Fire Stoppers' confidential reporting lines if people are aware of those who are purposely setting fires;
- u) COVID appeared to have a positive impact on availability, which may have been reflection of society's changes in priorities and the need to be flexible;
- v) there are challenges for daytime On-Call cover during normal working hours so the Service needs to be more flexible. This is an issue nationally for which solutions are being sought. Historically on-call staff need to be within five minutes travelling time of the station, but with current pressures, consideration is being given to expand this timescale. The Fire Cover Review may offer solutions to this issue;
- w) with long-term On-Call recruitment issues for the Bingham and Stapleford Fire Stations, an employment terms trial is taking place with the support of staff and the FBU. The trial offers reduced contracted hours from 84 to 62 or 48 within these areas to hopefully make the role more appealing and attractive to eligible residents. Once evaluated in the Autumn, if successful, then this offer may be rolled out;
- x) it is a real concern that current construction legislation has systematic fire safety failings, the results of which will become very apparent within the next 20 years. The construction industry needs to deal with existing safety issues and take the risk to life seriously;
- y) the Fire Service is a statutory consultant for proposed developments of 18m and above but not below this height;
- z) JAIT Inspections of 120 existing inspection eligible buildings has found that only 2 required no further work. Identified issues included compartmentation, glazing issues and missing fire shafts;
- aa) 23 high-rise buildings were identified as being of concern within Nottingham and some still have flammable cladding, which is yet to be removed. The Service is working with management companies and partners, but progress can be slow and Fire Service powers can be limited;
- bb) with regard to fire safety there needs to be a cultural change in Central Government and within the building sector as some developers do building the to 17.99m to achieve as much capacity as possible, but without the need to comply to high rise (18m) residential building requirements. However, buildings need to be safe and compliant and not just compliant. These issues have been highlighted by the National Fire Chief's Council to the LGA and other bodies;
- cc) the National Fire Chief's Council has a dedicated 'Protection Policy Reform Unit' which is working closely with Government and the LGA to get the Fire and Rescue view of

best practice on safety on what building safety requirements should be. Systemic failings need to be designed out;

- dd) the city has a significant number of dwellings which provide broader risks, but the Service is working with partners to prevent further incidents in the future. Given some of the issues identified during audits, it should not be presumed that another incident like Grenfell Tower won't happen again;
- ee) the refurbishment and re-purposing of buildings regularly provides additional fire safety complications, often due to hidden compartments and unknown materials;
- ff) with regard to houses in multiple occupation (HMOs), local authorities rely on Environmental Health to enforce safe living conditions, but with different inspections taking place, better coordination and a holistic approach from all partners continues to be required;
- gg) regeneration and business is important, so the Service needs to work closely with contractors to identify and address issues and look closely at the standards;
- hh) with the additional pressures of the additional work attached to the new legislation, more fire safety inspectors are required to accelerate current and future inspections, but this will be a challenge with reduced funding. Nationally it has not been possible to recruit the number of qualified inspectors and so the Service recruits unqualified people to train in the required competencies;
- ii) changes in legislation are ongoing and whilst significant progress has been made, there is still work to be done.

Members of the committee commented;

- o following Covid many people are re-evaluating the lives so the opportunities available within the Fire Service, particularly On-Call fire fighter, needs to be communicated and promoted more broadly with in our communities, including by elected members;
- o it needs to be highlighted to planning authorities across the city and county that the new legislation of the Building Safety Act will require further governance but NFRS is here and is supportive;
- o HMOs are getting bigger, more prevalent and includes new build properties so with increasing density of population and the repurposing of buildings, standards of construction need to be controlled.

**Resolved to note the report.**

## **24 2021 Fatal Fires Review**

Bryn Coleman, Area Manager and Head of Prevention and Protection, presented the report which provided an update to the committee on fatal fire incidents attended by the Service between 1 January and 31<sup>st</sup> of December in 2021.

The following points were highlighted:



- a) not all incidents referred to in the report have been subject to a coroners review yet so there are further details to be provided;
- b) there's been an increase in fatalities from 3 in 2020 to 7 in 2021, with 7 as the average;
- c) the report provides general information on where the fatal incidents took place, the dates, and the gender and age range of the fatalities. It is noted that all 7 fatalities lived alone, the youngest was 53 years of age but only one met the 'CHARLIE P' profile;
- d) three of the seven addresses were known to the Fire Service, and one had declined a Safe and Well visit and one was engaged 12 times and additional alarms fitted;
- e) the Serious Event Review Group of relevant internal partners including the incident commander, fire control and colleagues in Prevention, examines what had happened and what level of Service or partner intervention there had been (if any) and what could have been done to help prevent the incidents. This approach improves learning for the Service and supports preventative work;
- f) where fatalities occur, the Service undertakes Community Reassurance and Engagement (CRaE) to highlight the necessity to take home fire safety seriously, including having working fire alarms and to be able to exit the property in an emergency. In total, 788 properties were visited and advice provided;
- g) an Occupational Therapist was seconded to the service in 2020 and works 50/50 with the NHS and is proving a vital asset, working closely with the prevention and fire investigation officers to identify trends and areas for collaborative working between the Service and the NHS, with a view to preventing further incidents;
- h) prevention activity planned for 2022 is outlined within the report and includes re-educating partners, particularly with regard to the 'CHARLIE P' profile of those most vulnerable to fatal fires, further promoting the fire safety message and continuing the work of the Arson Reduction Investigation Team, which works in partnership's with Trading Standards to identify trends in fires caused by electrical goods to enable manufacturers to recall consistently faulty products;
- i) it's easier to identify individuals at higher risk of an incident who are known to partner agencies, but the real concern is those who are completely unknown, often quite reclusive and often choosing to live in austere conditions. These people often don't want to be known to the wider establishment.

Committee members welcomed the engagement of an Occupational Therapist and noted that further engagement with Adult Social Care will be valuable.

**Resolved to note the report.**

## **25 An update on the Areas For Improvement from the 2019 HMICFRS Inspection**

Mick Sharman, Assistant Chief Fire Officer, presented the report which provides an update on the Service's response to the outcomes regarding the 2019 inspection of the Service by Her Majesty's Inspectorate of Constabulary and Fire and Rescue Services (HMICFRS).

The following points were highlighted and responses provided to members questions;

- a) the report seeks closure of 'Area For Improvement' 9, which was 'to ensure that mobile data terminals are reliable to allow staff to access risk information' as this work has now been completed;
- b) this is the last AFI to be completed from the 12 areas relevant to community safety;
- c) there are longer term objectives to further improve access to information for fire crews.

**Resolved to agree the closure Area For Improvement 9.**



**NOTTINGHAMSHIRE**  
**Fire & Rescue Service**  
*Creating Safer Communities*

Nottinghamshire and City of Nottingham  
Fire and Rescue Authority  
Community Safety Committee

# **SERVICE DELIVERY PERFORMANCE REPORT**

Report of the Chief Fire Officer

**Date:** 17 June 2022

**Purpose of Report:**

To provide Members with an update on the performance of the Service Delivery Directorate.

**Recommendations:**

That Members note the contents of this report.

## **CONTACT OFFICER**

**Name:** Michael Sharman  
Assistant Chief Fire Officer

**Tel:** 0115 967 0880

**Email:** michael.sharman@notts-fire.gov.uk

**Media Enquiries Contact:** Corporate Communications  
corporatecomms@notts-fire.gov.uk

## 1. BACKGROUND

- 1.1 Service Delivery involves the delivery of key functions to the communities in Nottinghamshire including prevention, protection, and response activities.
- 1.2 This report is based upon performance and activities undertaken by Service Delivery.

## 2. REPORT

### RESPONSE

- 2.1 Year to date (31 May), a total of 1916 incidents have been attended by Nottinghamshire Fire and Rescue Service (NFRS). This constitutes an 8% increase in incidents when compared to the first two months of 2021/22. This increase has been driven by 8.8% more false alarms, 5.7% more fires and 11.1% more special service calls. These increases can be explained by the fact that lockdown restrictions remained in April and May 2021.
- 2.2 In 2021/22, NFRS attended a total of 10,096 incidents. This was a 12.28% increase on incidents attended during the more widely lockdown affected, 2020/21.
- 2.3 Figure 1 shows the incident numbers per month remain largely consistent to the preceding three years.

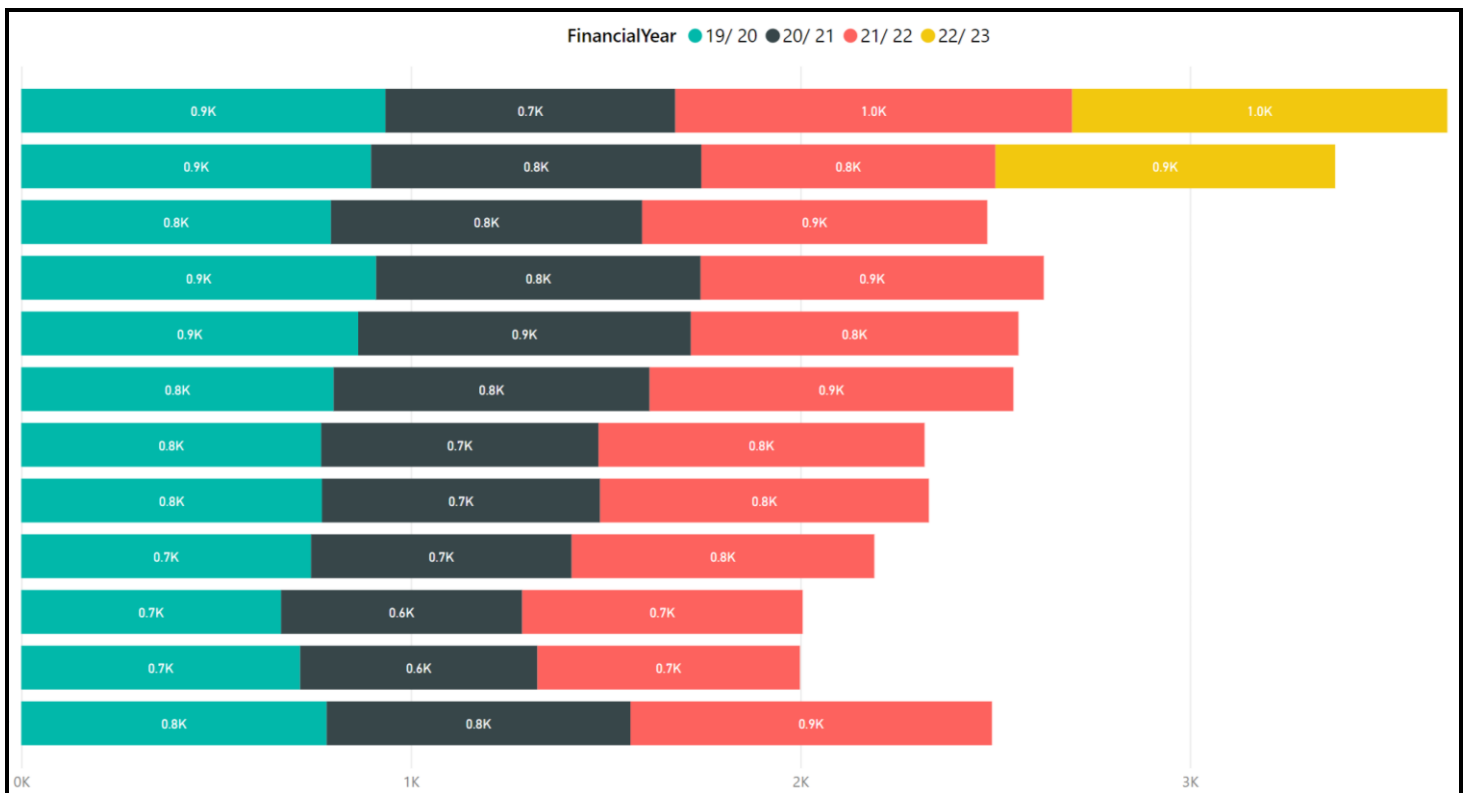


Figure 1: Incidents attended by month, 2019/20 – 2022/23

2.4 A breakdown of incident types attended over the last 12 months can be seen in Figure 2. The level of special service calls and false alarms remain relatively consistent throughout the 12-month period. Fires have followed a typical pattern of peaking in the Spring months, remaining relatively high through the Summer and then dropping through the Autumn and Winter (see Paragraph 2.6).

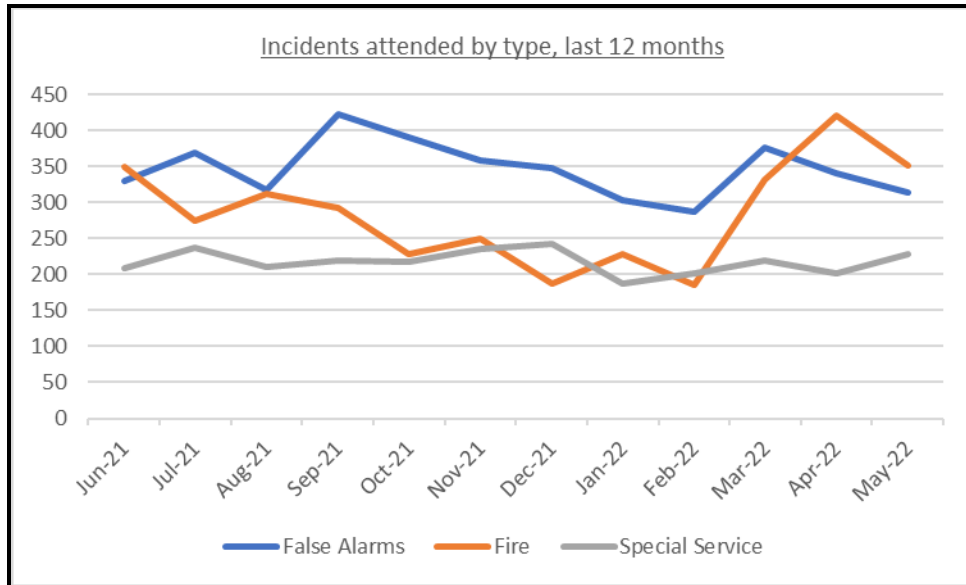


Figure 2: Incidents attended by type, last 12 months

2.5 Figure 3 shows a breakdown of 2021/22 incidents by District. The City of Nottingham experienced by far the most incidents (3887), and Gedling the least (622) last year.

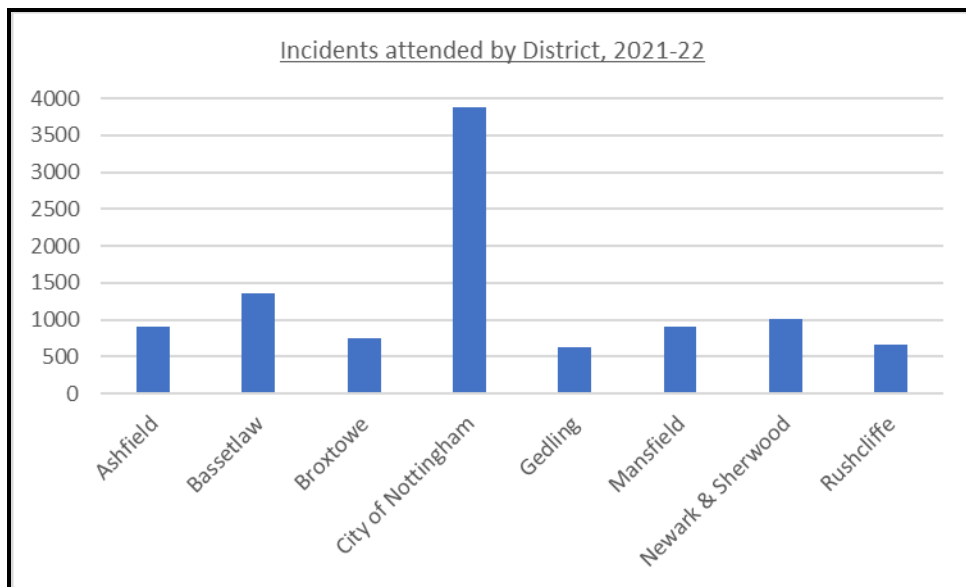


Figure 3: Incidents attended by District, 2021-22

2.6 A breakdown of incidents by Priority Type (see below for definitions) for the last 12 months can be seen in Figure 4. Whilst P1 and P2 incidents have remained stable over this period, P3 incidents have peaked in Spring months, remained relatively high through the Summer and Autumn, and then fallen

over the Winter. It is the P3 fires which account for the pattern described in Paragraph 2.4 above, and this is consistent with previous years.

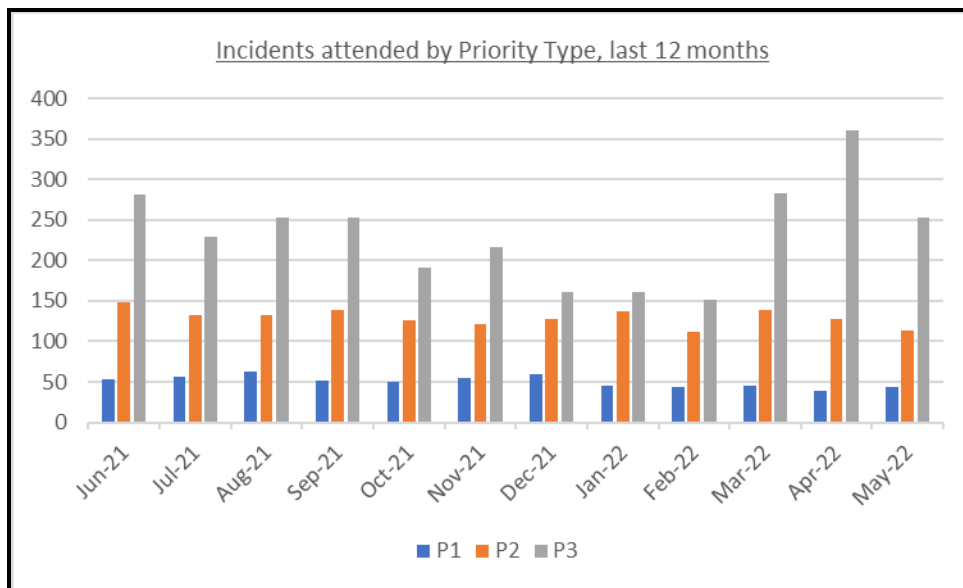


Figure 4: Incidents attended by Priority Type, last 12 months

- P1 incidents – pose an immediate threat to human life or pose a risk of severe human injury where intervention has the potential to save life and/or reduce the risk.
- P2 incidents – pose a serious hazard and high-risk threat to the environment, society, property, or heritage – and FRS immediate response.
- P3 incidents – pose a potential hazard to human life, the environment, society, property or heritage or incidents which pose a confirmed low hazard to human life.

2.7 A key Community Risk Management Plan (CRMP) target, is that all emergency incidents will be attended on average, within 8 minutes (480 seconds) from the time the first fire appliance is mobilised. Year to date (31 May) the Service is achieving an average attendance time of 7:59 minutes (479 seconds). Figure 5 shows performance over the preceding 12-month period.

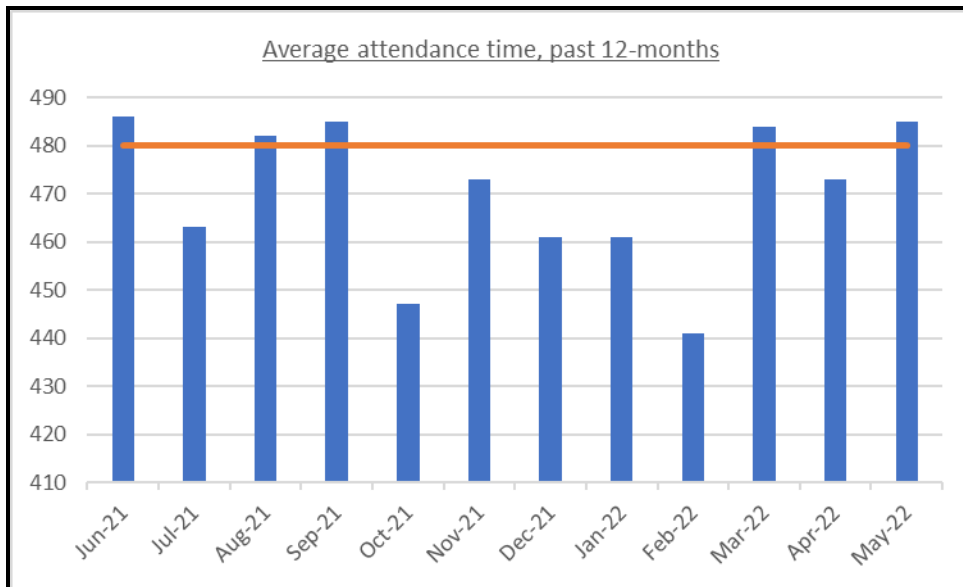


Figure 5: Average attendance time compared to target, past 12-months

2.8 To ensure operational incidents are managed appropriately and safely, and for the purpose of continuous improvement, the Service commits to the active monitoring of 10% of all operational incidents (excluding automatic fire alarms). Figure 6 shows that the Service has consistently outperformed this target over the last 12 months.

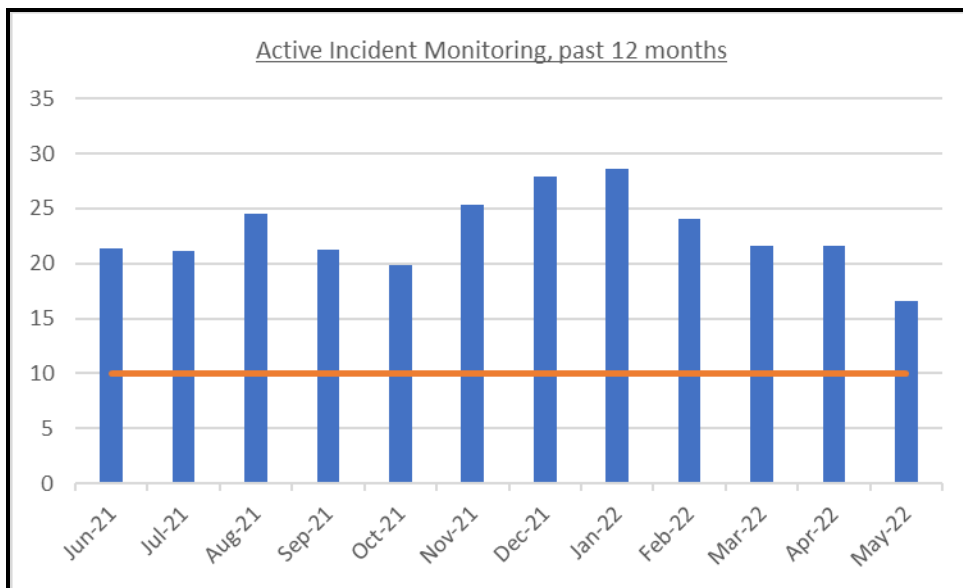


Figure 6: Active Incident Monitoring (excluding AFAs), past 12 months

2.9 On-call availability in 2022/23 is averaging 87.39%. This is above the Service target of 85%. Figure 7 shows a breakdown by Station.

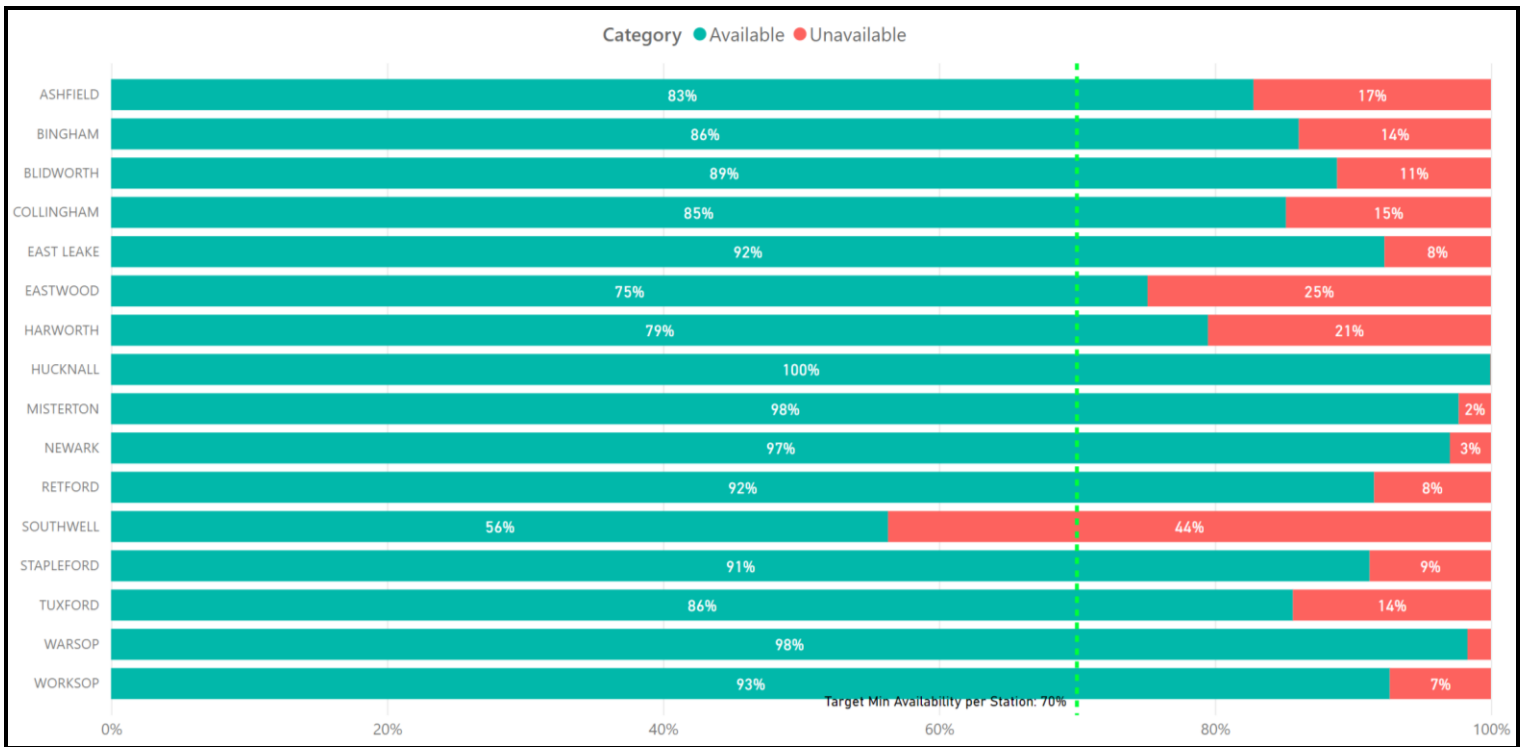


Figure 7: On-call Appliance Availability by Station, 2022-23

Since April, 12 out of the 16 On-call sections are performing above the target of 85% availability (this compares favourably to 2021/22 where only 10 sections achieved this). The highest levels of availability have been seen at Hucknall (100%), Misterton (98%), Warsop (98%) and Newark (97%). However, availability at Southwell has been below the Service’s 70% minimum standard. On-call recruitment continues to be a challenge, particularly in areas such as Southwell, and this has a direct impact on availability.

2.10 To provide a longer-term overview, Figure 8 shows On-call availability per quarter since the start of 2019/20. Over this period, with the exception of Q2, 2021/22, the 85% target has been consistently met.

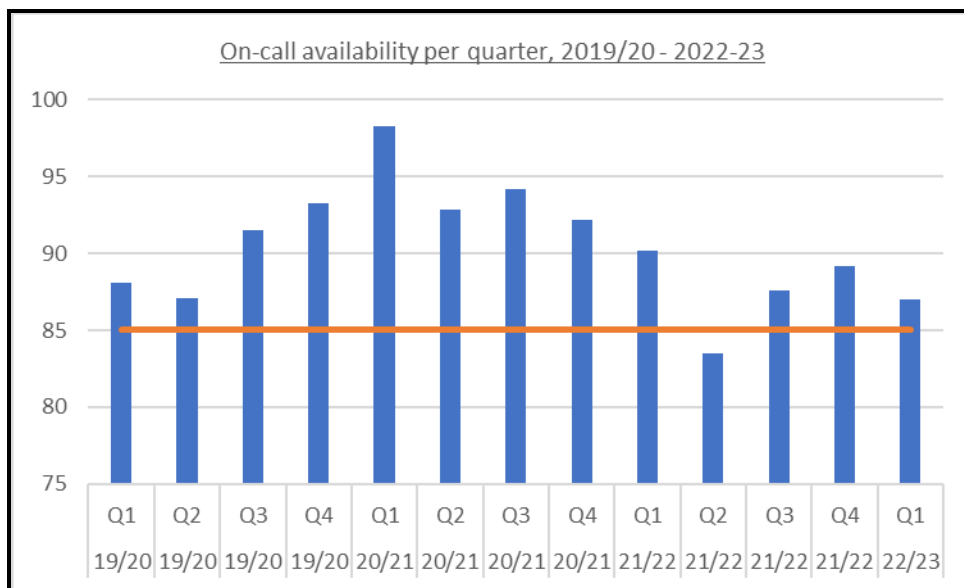


Figure 8: On-call Availability, per quarter since 2019/20



- 2.11 As previously requested by Members, a specific focus is given to On-call appliance availability at the Day Shift Crewing (DSC) stations. Both Ashfield and Retford operate one Wholetime and one On-call appliance between 08:00 - 19:00, and two On-call appliances between 19:00 – 08:00.
- 2.12 Year to date (31 May), Ashfield DSC reports:
- Over 24-hours one On-call appliance has been available for 83.44% of the time. (Average throughout 2021/22 was 78.65%).
  - Between 08:00 and 19:00 one On-call appliance has been available for 69.92% of the time. (Average throughout 2021/22 was 64.23%).
  - Between 19:00 and 08:00 at least one On-call appliance has been available for 93.10% of the time and two On-call appliances have been available for 25.67% of the time. (Average throughout 2021/22 was 88.91% and 20.47% respectively).
- 2.13 Year to date (31 May), Retford DSC reports:
- Over 24-hours one On-call appliance has been available for 91.40% of the time. (Average throughout 2021/22 was 87.90%).
  - Between 08:00 and 19:00 one On-call appliance has been available for 84.32% of the time. (Average throughout 2021/22 was 80.37%).
  - Between 19:00 and 08:00 at least one On-call appliance has been available for 96.46% of the time and two On-call appliances have been available for 36.5% of the time. (Average throughout 2021/22 was 93.26% and 27.46% respectively).
- 2.14 A key part of the Service's ongoing commitment is to ensure resources are mobilised to emergency incidents in a timely manner. As part of the 'Functional Collaboration Agreement', between Nottinghamshire and Derbyshire Fire and Rescue Services and the ongoing monitoring of Joint Control (JC), three key performance measures are monitored:
- 2.15 The first JC metric is the % of 999 calls answered within 7 seconds. The target for this is 96%. Figure 9 shows performance over the last six completed quarters. Whilst performance slipped slightly in Q1 and Q3 of 2021/22, the target has been met in four of the last six quarters.

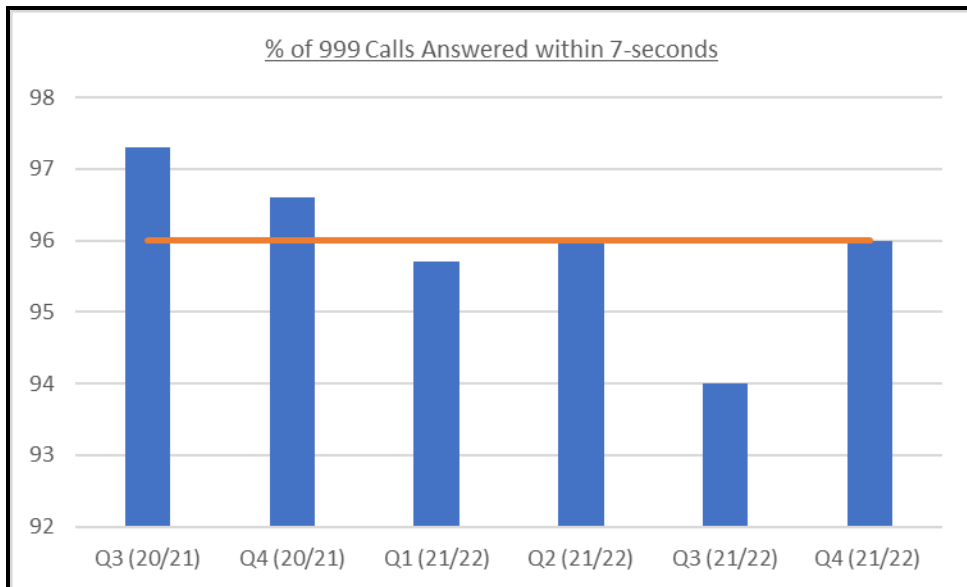


Figure 9: % of 999 calls answered within 7 seconds, previous six quarters.

2.16 The second JC metric is the average call-handling times for P1 and P2 incidents (described in 2.6). The target for these is within 89 seconds. This performance measure was introduced in April 2021, Figure 10 shows performance over the last four completed quarters. Figure 10 shows strong improvement in this area over 2021/22, with call handling times for P1 and P2 incidents being as low as 82 seconds in the last two completed quarters.

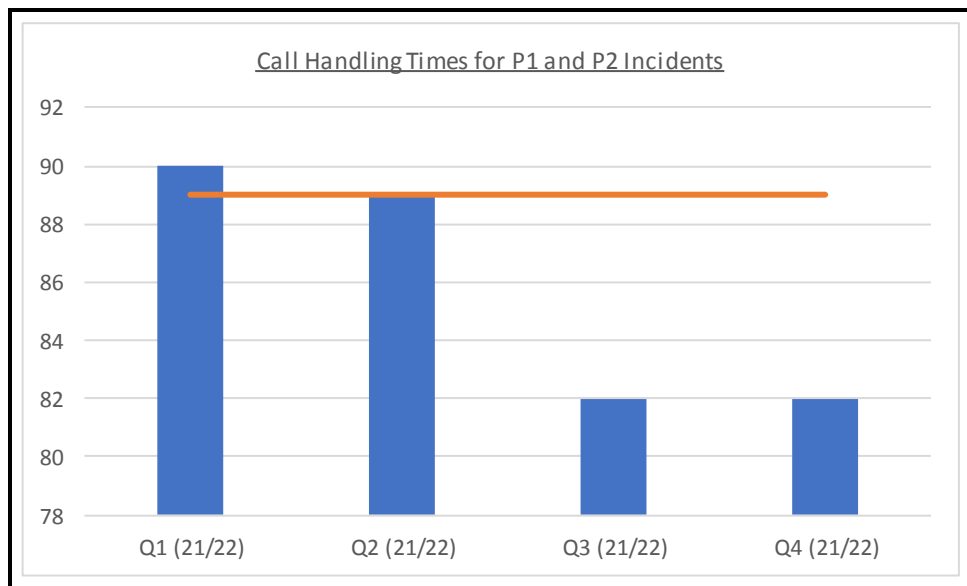


Figure 10: Average Call Handling Time for P1 and P2 incidents, previous four quarters

2.17 The final JC metric is mobilisation system availability. The target for this is 99.0%. Figure 11 shows performance over the last six quarters.

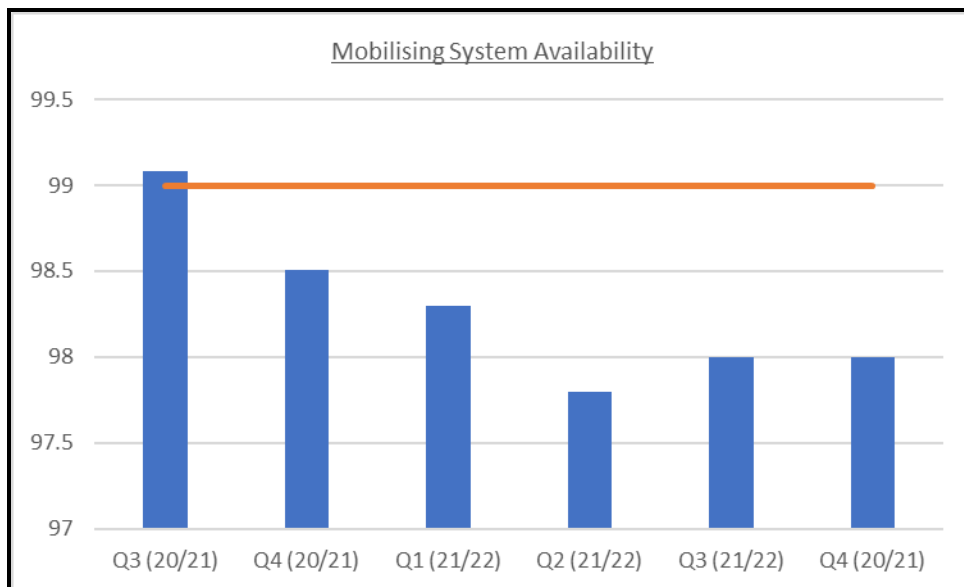


Figure 11: Mobilisation System Availability, previous six quarters

Availability of the mobilising system has fallen short of target for the last five quarters. Work is ongoing to address and manage the Service's and Tri-Services' mobilising system availability. The Service works closely with its mobilising supplier, Systel, to both identify and address faults and concerns.

The Tri-Service mobilising system is due for replacement in 2024, and a replacement project began on 01 March 2022

- 2.18 Exercises form a key part of the maintenance of competence of operational staff. Every Response Crew and First Call Officer (FCO) is expected to undertake at least one practical exercise per year. These vary in scale from 'District' to 'Service' level and typically involve known risk sites, targeted incident themes, special appliances, over-border resources and a multi-agency response. In addition to the practical exercise programme, the Service has introduced the requirement for every Response Crew to undertake two tabletop exercises facilitated by a FCO. In 2021/22 a full exercise programme was completed and the 2022/23 exercise programme is underway.

## PREVENTION

- 2.19 The Service completed 13,018 Safe and Well Visits (SWVs) in 2021/22. This exceeded its target of 12,000 by 8.48%. 49.51% of SWVs have been delivered to over 65s and 50.42% to those who consider themselves to have a disability. Nationally, in 2020/21, 48.7% of SWVs were delivered to over 65s and 35.7% to those with a disability.
- 2.20 The Service has now implemented a new 'Vulnerable Persons' module onto the electronic tablet that Delivery Teams use to undertake SWVs. This will allow the 2022/23 home visits to be even more 'person centred' as NFRS will record the details of each vulnerable person within the premises. This will result in a significant increase in the number of SWVs the Service completes each year.

- 2.21 The Prevention Team currently has a seconded NHS Occupational Therapist working in the Team. Over recent months they have developed a weekly `drop in` clinic where members of the Team can come along and discuss complex cases involving vulnerable persons. This allows an integrated approach to be adopted utilising the skills and knowledge of the fire and rescue service and the NHS, working in partnership
- 2.22 The Occupational Therapist has also developed a national training package for Occupational Therapists to fully understand the risks associated with vulnerability and fires in the home. This will be jointly launched later in the year with the Royal College of Occupational Therapists.
- 2.23 Work is underway to deliver the Service’s annual ‘Safety-zone’ events at Ashfield, Holme Pierrepont, and Ranby. The event focuses on safety information for Year 6 School children from a range of different partners including the Police, Network Rail and Western Power. It is anticipated that over 3,500 children will attend from the City and County Schools.
- 2.24 The Service is also actively engaged with Road Safety interventions such as Biker Down, Operation Highway (with Nottinghamshire Police) and Multi – Agency Road Safety awareness days across Schools and Colleges in the City and County.

**PROTECTION**

2.25 The completion of 1,200 Fire Safety Audits (FSAs) in 2022/23 is a key CRMP commitment. Year to date (31 May) the Service has completed 156 audits. Fire Safety Inspectors are also currently assessing Supervisory Managers who are undertaking their Level 3 qualifications, which is impacting on the overall number of Audits completed. Covid has also had a large impact on the overall numbers of audits completed in 2020/21 and the early part of 2022. Figure 12 shows the number of FSAs that have been undertaken over the last seven years.

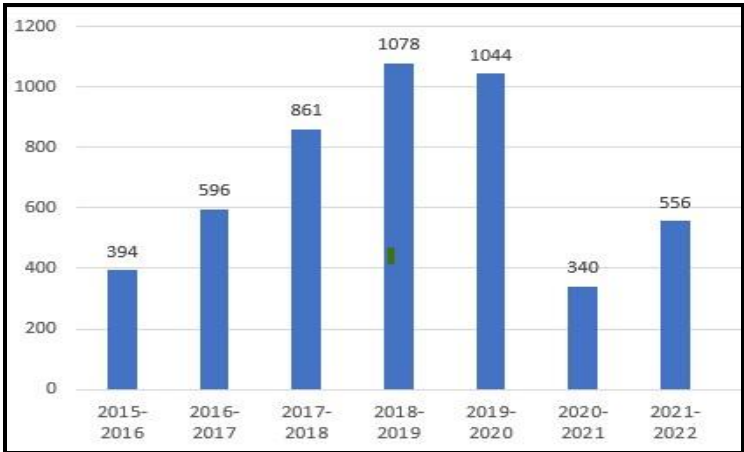


Figure 12: Fire Safety Audits, 2015/15 to 2021/22

2.26 The completion of 500 Business Safety Checks (BSCs) in 2022/23 is a key CRMP commitment. Year to date (31 May) the Service has completed 60 BSCs.

2.27 As well as completing FSAs and BSCs, in 2021/22 the Service has also completed the following Protection activity, figures in brackets indicate 2020/21 activity:

- 207(108) post fire inspections;
- 446 (327) follow-ups to complaints;
- 19 Enforcement Notices;
- 13 Prohibition Notices;
- 799 (664) building regulation consultations with local authority building control or approved inspectors;
- 346 (276) licencing consultations;
- 111 other consultations with agencies including Ofsted and the Care Quality Commission.

2.28 The CRMP also targets a 3% reduction in both unwanted fire signals (UWFS) and lift rescues in 2022/23. Year to date (31 May) the Service has responded to 418 UWFS (a 0.48% decrease on the same period in 2021/22) and 28 lift rescues (a 23.8% increase on the same period in 2021/22). Figure 13 shows the number of UWFSs from 2019 – 2021.

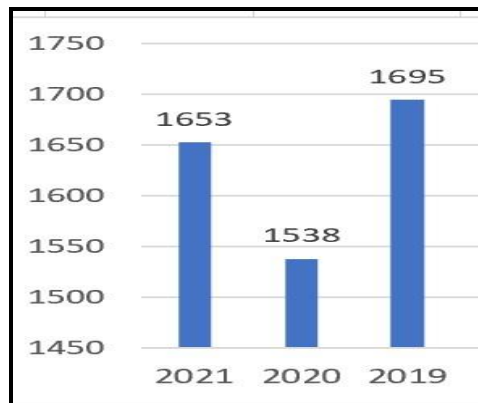


Figure 13: UWFSs, 2019 – 2021

2.29 Following every UWFS, the premises owner (for non-domestic premises) receives a letter from NFRS outlining their responsibilities in relation to Fire Safety. Following a fourth occurrence, the premises is contacted by the Service's Business Education Advocate and a sixth occurrence prompts a full audit from a Fire Safety Inspector.

2.30 NFRS has conducted 36 inspections (and 27 re-inspections) as part of the Joint Audit Inspection Team (JAIT). JAIT is a collaboration between Nottingham City Council and NFRS which sees Environmental Health Inspectors and Fire Safety Inspectors working together to inspect high-rise residential buildings. These inspections have covered 59 buildings and 6,447 units of accommodation. The JAIT still have 84 buildings over 18 meters and 62 buildings below 18 meters left to inspect.

2.31 The Building Safety Act has now passed into law. The Government is starting consultation with the sector on the implementation of the Act which is expected to be fully operational by October 2023. This may have resourcing

implications for NFRS, as there is a requirement for the Fire and Rescue Service to support the new Building Safety Regulator.

### **3. FINANCIAL IMPLICATIONS**

There are no financial implications arising from this report.

### **4. HUMAN RESOURCES AND LEARNING AND DEVELOPMENT IMPLICATIONS**

There are no human resources or learning and development implications arising from this report.

### **5. EQUALITIES IMPLICATIONS**

An equality impact assessment has not been undertaken because the information contained in this report does not relate to a change in policy or procedure.

### **6. CRIME AND DISORDER IMPLICATIONS**

There are no crime and disorder implications arising from this report.

### **7. LEGAL IMPLICATIONS**

- 7.1 The Fire and Rescue Services Act 2004 places a duty on NFRS in respect of the delivery of its services to communities.
- 7.2 The Local Government Act 1999 places a statutory duty on NFRS to '*secure continuous improvement in the way in which its functions are exercised*'. The reporting of Service Delivery's performance ensures that the Service is focusing on key objectives as set by the Fire and Rescue Authority and continuous improvement. This ensures that Members can apply effective scrutiny to be satisfied that statutory obligations are being met.

### **8. RISK MANAGEMENT IMPLICATIONS**

An effective performance culture and regime ensures that the Service focuses on key objectives which contribute to the management of strategic and corporate risks. Robust performance information and analysis supports effective decision making and efficient use of resources.

### **9. COLLABORATION IMPLICATIONS**

- 9.1 The Service continually seeks opportunities to work closely with other partner's services to maximise efficiency and to provide the highest level of

service to the public, with particular focus currently with Nottinghamshire Police.

- 9.2 Due to the high priority activity, the Service is once again fully engaged with health partners to support the vaccination booster programme. There is the potential that this may cause disruption of day-to-day service delivery, however, this will be monitored closely to ensure any risks remain tolerable.

## **10. RECOMMENDATIONS**

That Members note the contents of this report.

## **11. BACKGROUND PAPERS FOR INSPECTION (OTHER THAN PUBLISHED DOCUMENTS)**

None.

Craig Parkin  
**CHIEF FIRE OFFICER**

This page is intentionally left blank