

# Children in Care Key Performance Measures 2020-21 (Q1)

**Clive Chambers**  
**Head of Children in Care**



**Nottingham**  
**City Council**

# Vital Signs: Children In Care (CIC)

01/04/2020 30/06/2020 : Select Date Range

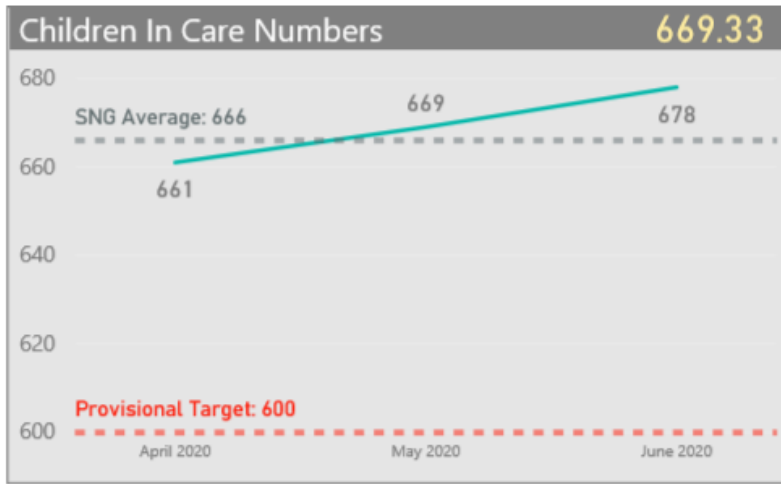
## Why are these measures important?

As Corporate Parents it is essential that the children in care cohort is closely monitored and managed. The number of children in care is a key figure that reflects the level of need in the City and benchmarking against peers can be very revealing. In addition the CiC cohort represents one of the largest areas of spend in the Authority and understanding the throughput can aid financial management. Safeguarding this cohort is critical and managers will wish to satisfy themselves that all processes are rigorously adhered to in accordance with best practice.

More detailed information on demand is available [here](#).  
 Hover over the charts to see supporting information and more detail.

### CIC Numbers and Admissions

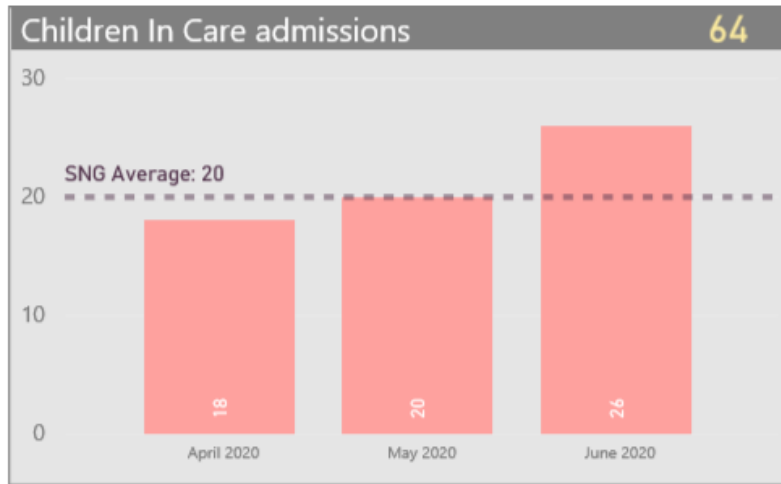
- > The number of children in care represents the number of children in care at month end. It excludes those 18 years of age whose placement hasn't yet been ended in liquid logic due to data latency. The only exception is for those disabled children who remain in a dual purpose home beyond their 18th birthday who are voluntarily accommodated who are included in the count.
- > Children in care admissions relate to the count of children who enter care in that month.
- > Low to High. Nottingham has the 4th lowest CIC



**Target (As At)**  
 +14.3% Above

**Benchmark**  
 SNG 4/11  
 National 116/153.

**Direction**  
 Increasing



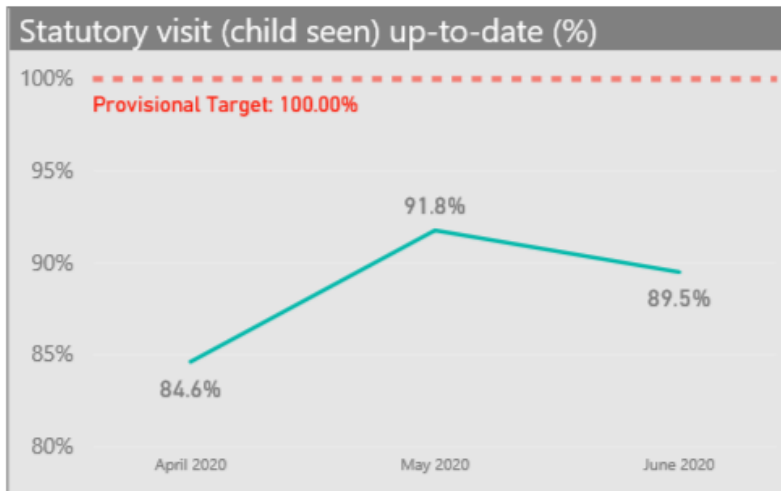
**Target**  
 To Monitor

**Benchmark**  
 SNG 5/11  
 National 108/153

**Direction**  
 Increasing

### CIC visits and Discharges

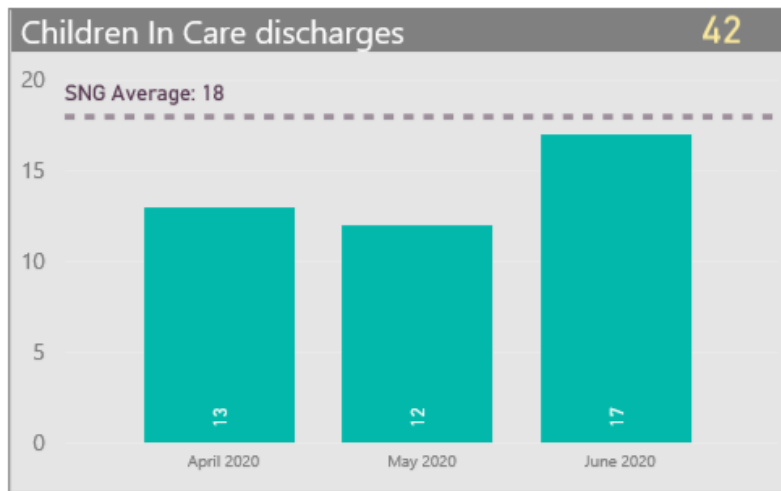
- > Up-to-date with visits is the % of those CIC open for more than one week who have a visit within 6 weeks. With the following exceptions; CIC for less than 4 weeks then visit within 7 days, placement change more than 7 days ago then visit should be since the change, placement type is long term fostering (U1 or U4) then visit within 12 weeks and legal status is ICO and placement is with parents then a visit should be within 4 weeks.
- > Children in care discharges relate to the count of children who leave care in that month.



**Target (As At)**  
 -9% Below

**Benchmark**  
 No benchmark data available

**Direction**  
 Improving



**Target**  
 To Monitor

**Benchmark**  
 SNG 5 /11  
 National 110/153

**Direction**  
 Static

# Vital Signs: Children In Care



01/04/2020

30/06/2020

: **Select Date Range**

## Why are these measures important?

There are a number of critical processes in place to help ensure children in care receive the best possible chance of a desirable outcome. For example, CiC reviews should be regular and timely as they are an opportunity for the IRO to review and challenge progress, before endorsing the plan. It is also important the child takes an active role in the decision being made and that their voice is captured and reflected. In addition CiC should have regular health and dental assessments to ensure all their health needs are met, this is a legal requirement and is important as the child's health could be neglected before entering care.

More detailed information on demand is available [here](#).

**Hover over** the charts to see supporting information and more detail.

### CiC Reviews

> The % of reviews in each month that are within required timescale; The 1st Review within 20 working days, 2nd review within 3 months of the 1st and subsequent reviews within 6 months of the last.

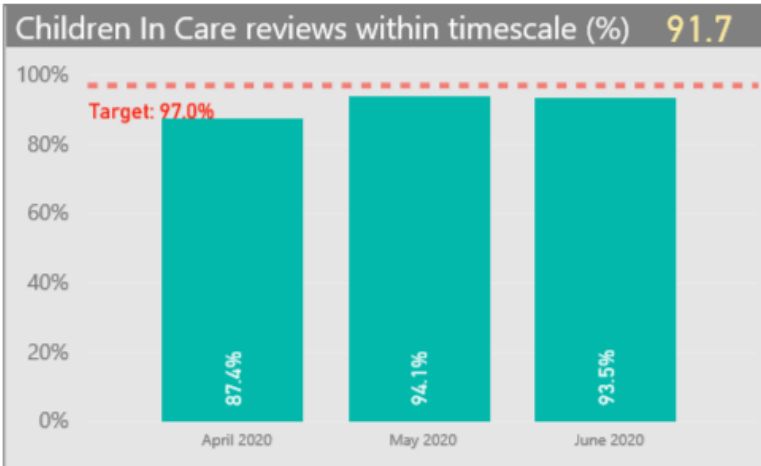
### Participation

> The % of CiC of 4 years or older, who participated at the review. There are many ways in which a child can participate at the meeting. These measures are differently from the old NI that measured children having all reviews or participation in timescale.

### CiC Health Outcomes

> Both measures give the % of children up-to-date at month end. For health assessments a child is up-to-date if they have had a health assessment in last 12 months or for under 5's, 2 in each 6 month period unless they have been in care for less than 9 months then 1 is required. A child is up-to-date with dental checks if they have had 1 in the last 12 months. The national indicator only considers CiC for 12 months.

> This measure is prone to data latency.



### Target (YTD)

-4% Below

### Benchmark

No information available from the DfE

### Direction

Improving

### CiC Review Child Participated (%) **93.4**

Target: 95.0% -1.1% Below

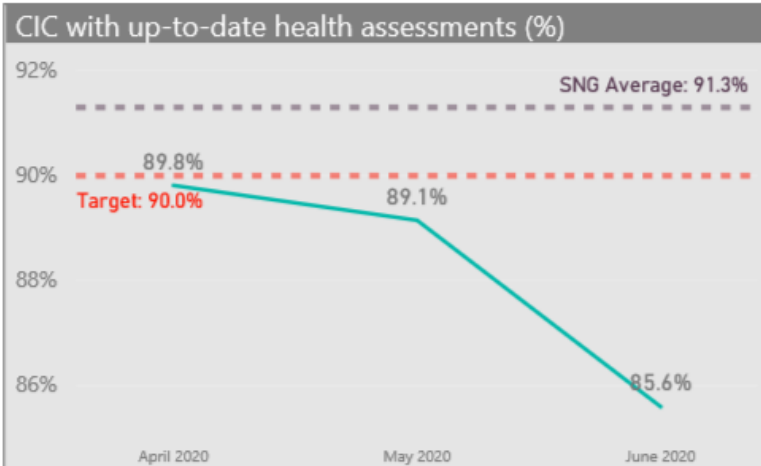


### Benchmark

No information available from the DfE

### Direction

Stable



### Target (As ...)

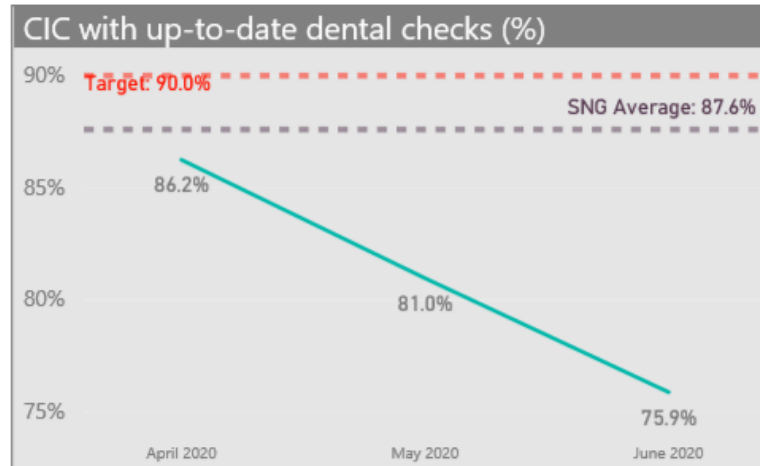
-7.45% Below

### Benchmark

3/11 SNG  
54/153 National  
Calculated differently

### Direction

Declining



### Target

20% Below

### Benchmark

1/11 SNG  
35/153 National  
Calculated differently

### Direction

Declining

# Vital Signs: Children In Care



01/04/2020 30/06/2020 : [Select Date Range](#)

## Why are these measures important?

Placement stability is an important element of permanence as it creates opportunities for children to develop relationships with carers and colleagues, which may take time for children whose previous relationships have been characterised by adversity. Research supports the hypothesis that a stable environment is conducive to better outcomes and children in care will often voice their wish for a stable homelife. Managers will also wish to pay close attention to Adoption volumes and timescales. When a child enters the adoption process time is of the essence. There is evidence to suggest that for every a year a child is not adopted, the chances of them being adopted decreases by 20%.

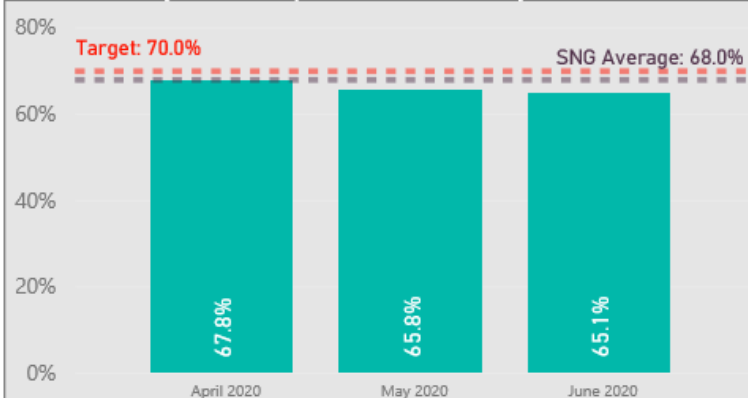
More detailed information on demand is available [here](#).

**Hover over** the charts to see supporting information and more detail.

### CIC Stability

> Long-term placement stability is the % of children under the age of 16 who have been in care for at least 2 and a half years and have been in the same placement for 2 years. The higher the proportion the better  
 > Short term placement stability is the proportion of children in care who have had three or more placements in the last 12 months. > Rankings are Low to High. The lower the proportion the better.

### CIC Stability - Same placement for 2 yrs (%)



### Target (As At)

-6.8% Below

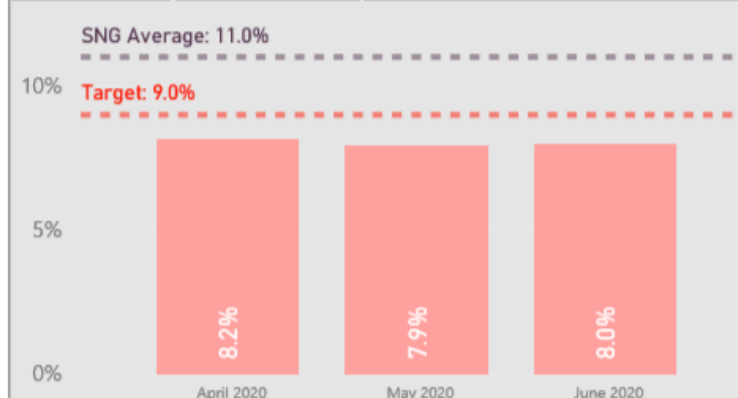
### Benchmark

SNG 6/11  
National 82/153

### Direction

Declining

### CIC Stability - 3 or more placements (%)



### Target (As At)

-0.8% Below

### Benchmark

SNG 3/11  
National 62/153

### Direction

Stable