

Waste Strategy Overview and Scrutiny 4th October



Nottingham

City Council

Prepared by:

Resident Services

The Environment Act

1/

Target 65% recycling of household waste by 2035

2/

Mandatory free weekly food waste collections from 2030 - TBC

3/

Free separate collection of garden waste - TBC

4/

Extended Producer Responsibility (EPR) – Packaging and plastic

5/

Roll out of deposit return schemes for packaging

6/

Separate collection of glass, plastic, metal and paper & card for all local authorities

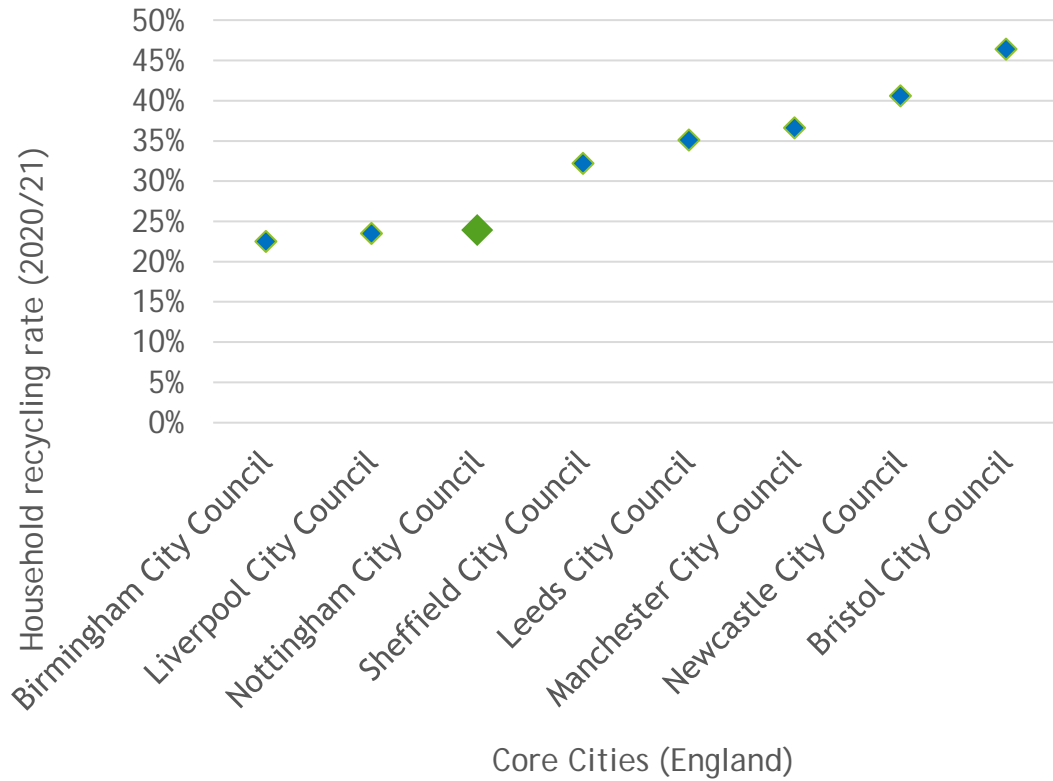
7/

Separate collection of recyclable materials for commercial waste

8/

Electronic tracking of waste and requirements of waste producers and Authorities

Strategy



Detail	6 core materials	Paper	Card	Cans	Glass	Plastic bottles	Plastic tubs
Nottingham City Council Yield (kg/hhd/yr)	120.1	51.1	18.9	6.2	32.1	8.4	3.3
How NCC compare against other UK authorities	180.9	65.9	29.7	10.5	54	14.8	5.9
How NCC compare against other LAs in the East Midlands	[Red background]						
How NCC compare against other authorities with similar characteristics – ONS classification 'University Towns and Cities Las'	[Red background]						
How NCC compare against other authorities in the same rurality 'Predominantly urban, high deprivation Las'	[Red background]						

Key



Authority is in bottom 25% of LAs.



Authority is in bottom 50% of LAs



Authority is in top 50% of LAs



Authority is in top 25% of LAs

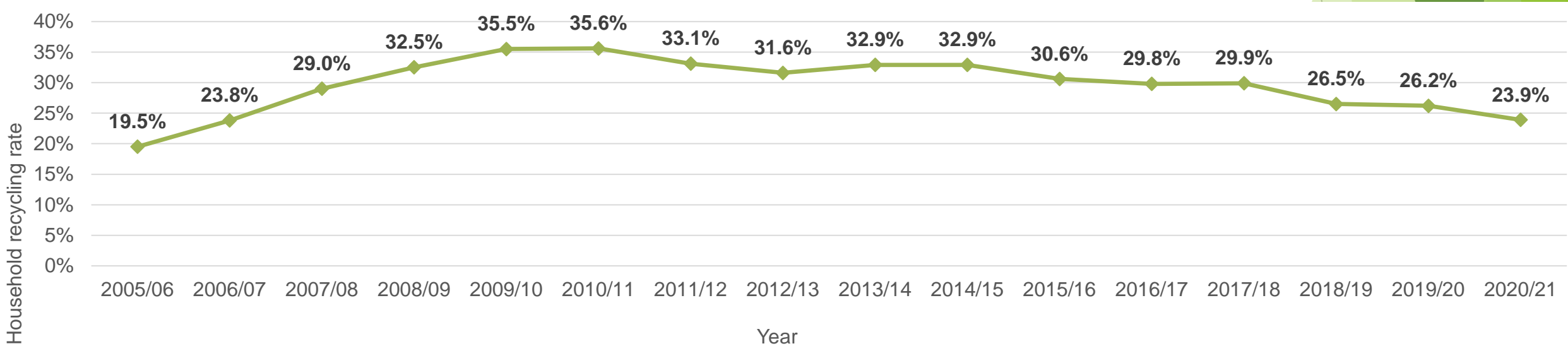
Performance



Material	%age
Paper/ Card	38%
Plastics	9%
Glass	21%
Metals	5%
Contamination	27%



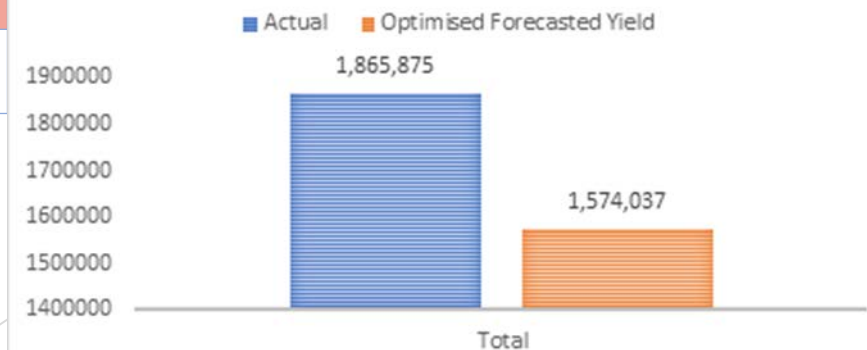
Material	%age
Targeted Recyclables	14%
Residual Waste	86%



Presentation of Waste

Nottinghamshire Councils	Side Waste Accepted	Closed Lid Policy	Core Cities	Side Waste Accepted	Closed Lid Policy
Ashfield	No	Yes	Birmingham	No	Yes
Bassetlaw	No	Yes	Bristol	No	Not published
Broxtowe	No	Yes	Liverpool	No	Yes
Gedling	No	Yes	Leeds	No	Not published
Mansfield	No	Not published	Manchester	No	Yes
Newark and Sherwood	No	Yes	Newcastle	No	Yes
Nottingham	YES	NO	Nottingham	YES	NO
Rushcliffe	No	Yes	Sheffield	No	Yes

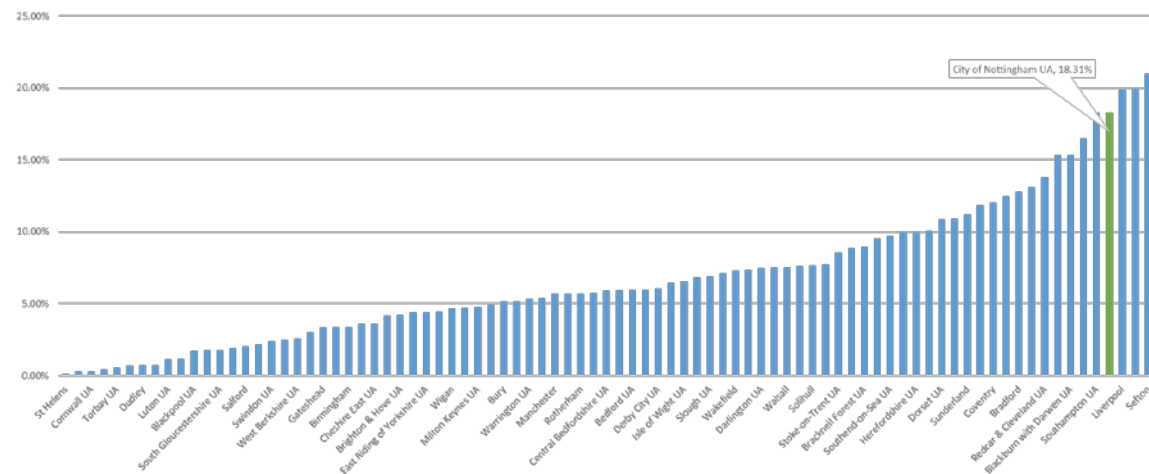
Actual Vs Optimised Forecast Weights



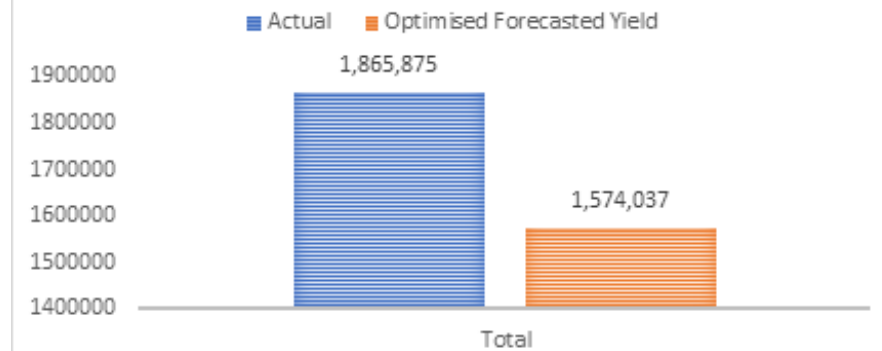
Waste Transformation Programme

- ▶ Strategy consultation supported move away from co-mingled and into either twin-stream or multi-stream
- ▶ If Contamination of Recyclables is more than 15% then contract penalty charges are implemented.
- ▶ Better financial return when waste is separated
- ▶ Side Waste - doesn't enable waste to enter the right waste stream

Rejects as percentage of Recycling



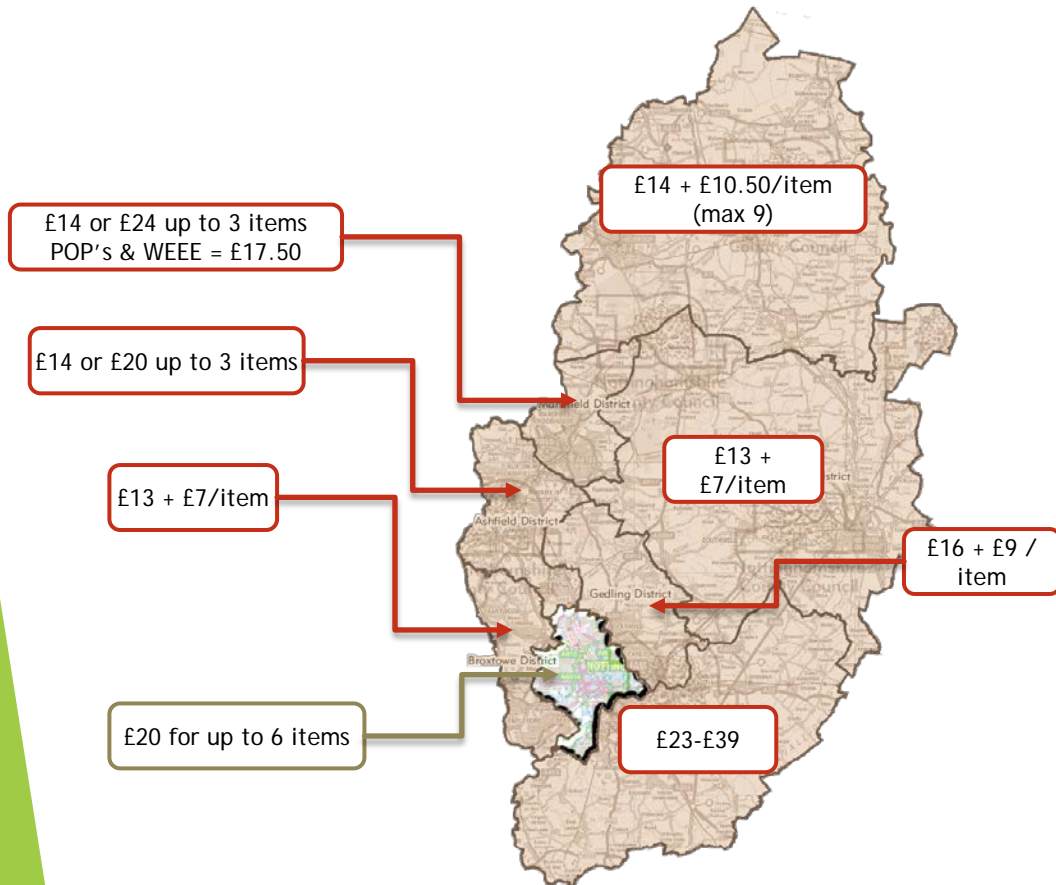
Actual Vs Optimised Forecast Weights



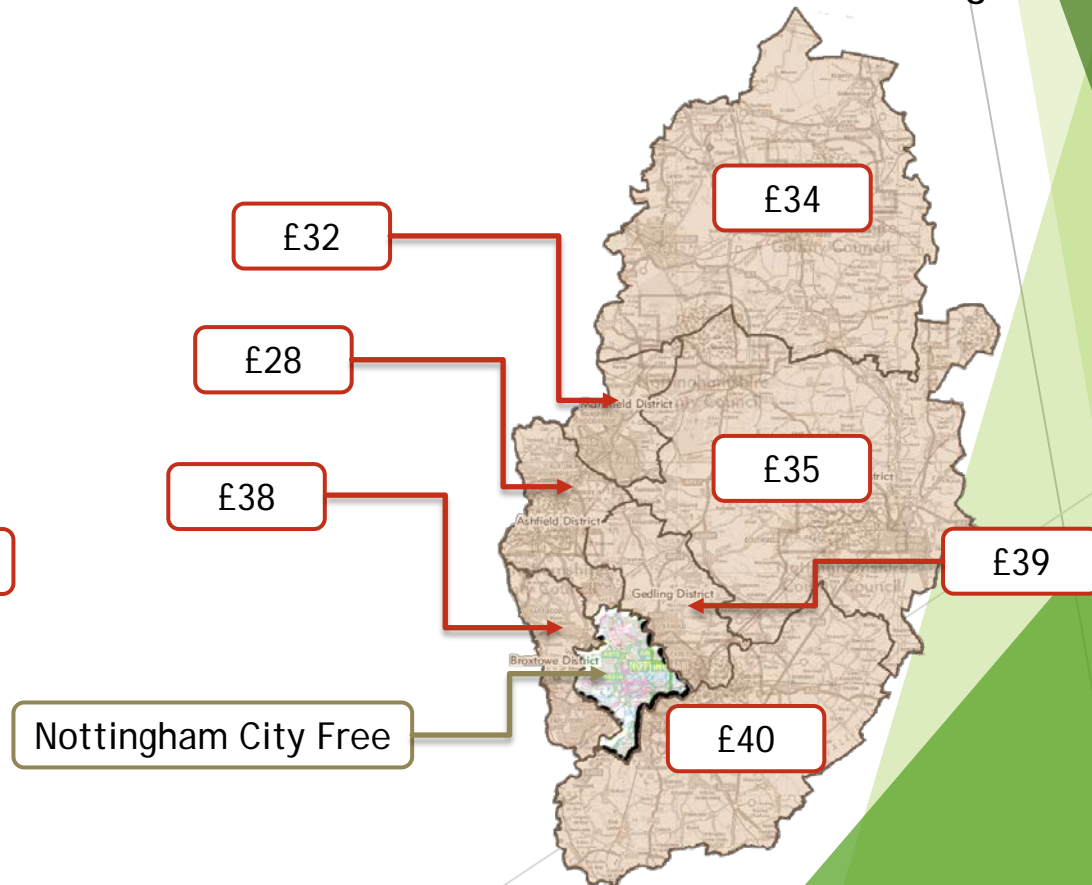
Statutory Duty & Charges

- ▶ Legal requirement to dispose at no cost to the Resident, not a legal requirement to offer a collection service for:

Bulky Waste Charges



Garden Waste Charges



Impact of Bulk Waste Charging

- ▶ No change in Report-it Fly Tipping as a result of Bulky Waste charging :

